

# Fifth annual 5-hour ENERGY® Puerto Rico Tip-Off

Presented by the Puerto Rico Tourism Company

November 17, 18, and 20, 2011

Coliseo de Puerto Rico, San Juan, Puerto Rico

[www.PuertoRicoTipoff.com](http://www.PuertoRicoTipoff.com)

- ESPN Regional Television, Inc., a subsidiary of ESPN, will stage the fifth annual **5-hour ENERGY® Puerto Rico Tip-Off** November 17, 18 and 20. The 12-game, bracketed collegiate basketball event in 2011 will be played at the 18,000-seat Coliseo de Puerto Rico in San Juan. The eight schools competing in the 2011 **5-hour ENERGY® Puerto Rico Tip-Off** are **Alabama** (Southeastern), **Colorado** (Pac-12), **Iona** (Metro Atlantic Athletic), **Maryland** (Atlantic Coast), **Purdue** (Big 10), **Temple** (Atlantic 10), **Western Michigan** (Mid-American) and **Wichita State** (Missouri Valley). **Temple** will be competing in the **5-hour ENERGY® Puerto Rico Tip-Off** twice as the Owls played in the inaugural event by winning one of three games in November 2007.

<b>5-hour ENERGY® Puerto Rico Tip-Off (195-89, 68.7%)</b>	<b>Conference</b>	<b>2010-2011 Record</b>	<b>2010-2011 Postseason</b>
<b>Alabama</b> , Southeastern	12-4, 1st, West	25-12	NIT Finals
<b>Colorado</b> , Pac-12	8-8, T5th (Big 12)	24-14	NIT Final Four
<b>Iona</b> , Metro Atlantic Athletic	13-5, T2nd	25-12	College Insider Finals
<b>Maryland</b> , Atlantic Coast	7-9, T7th	19-14	None
<b>Purdue</b> , Big 10	14-4, 2nd	26-8	NCAA Third Round
<b>Temple</b> , Atlantic 10	14-2, 2nd	26-8	NCAA Third Round
<b>Western Michigan</b> , Mid-American	11-5, 1st, West	21-13	College Insider Second Round
<b>Wichita State</b> , Missouri Valley	14-4, 2nd	29-8	NIT Champions

- The selection process for the selecting teams for **5-hour ENERGY® Puerto Rico Tip-Off** included consultation with the conferences along with consideration of geographic and competitive criteria with eight different leagues being featured each year. Schools from the **Atlantic Coast, Atlantic 10, Big 10, Metro Atlantic Athletic, Mid-American, Missouri Valley, Pacific-12** and the **Southeastern Conferences** are currently in the 2011.
- Ticket ([www.puertoricotipoff.com/home/tickets](http://www.puertoricotipoff.com/home/tickets)) and travel package ([www.anthontravel.com/espn/puerto-rico-tipoff/](http://www.anthontravel.com/espn/puerto-rico-tipoff/)) information is available by visiting the **5-hour ENERGY® Puerto Rico Tip-Off** web site at [www.PuertoRicoTipoff.com](http://www.PuertoRicoTipoff.com).
- The fifth annual **5-hour ENERGY® Puerto Rico Tip-Off** features seven schools that participated in the 2011 post-season. **Purdue** and **Temple** competed in the NCAA tournament while **Alabama, Colorado** and **Wichita State** advanced to the NIT "final four". The Wheat Shockers defeated the Crimson Tide 66-57 for the title. **Iona** advanced to the finals of the College Insider post-season event where the Gaels dropped a 76-69 decision to visiting Santa Clara for the trophy. Santa Clara will be competing in the ESPN-coordinated **76 Classic** the week following the 2011 **5-hour ENERGY® Puerto Rico Tip-Off** along with Washington State, who lost to Wichita State in the NIT semi-finals. **Western Michigan** advanced to the second round of the College Insider Tournament.

<b>Alabama</b>	<b>Colorado</b>	<b>Iona</b>	<b>Maryland</b>
			
<a href="http://www.rolltide.com">www.rolltide.com</a>	<a href="http://www.cubuffs.com">www.cubuffs.com</a>	<a href="http://www.icgaels.com">www.icgaels.com</a>	<a href="http://www.umterps.com">www.umterps.com</a>
<b>Purdue</b>	<b>Temple</b>	<b>Western Michigan</b>	<b>Wichita State</b>
			
<a href="http://www.purduesports.com">www.purduesports.com</a>	<a href="http://www.owlsports.com">www.owlsports.com</a>	<a href="http://www.wmu-broncos.com">www.wmu-broncos.com</a>	<a href="http://www.goshockers.com">www.goshockers.com</a>



# Fifth annual 5-hour ENERGY® Puerto Rico Tip-Off

Presented by the Puerto Rico Tourism Company

November 17, 18, and 20, 2011

Coliseo de Puerto Rico, San Juan, Puerto Rico

www.PuertoRicoTipoff.com

**ESPN Regional Television**.....Clint Overby  
Senior Director of Events..... clint.overby@espn.com  
704/973-5066.....FAX 704/973-5080  
**ESPN Regional Television**..... Missy Betres  
Manager, Special Events..... Missy.H.Betres@espn.com  
205/733-3776.....205/733-9249  
Suite 110, 2 Riverchase Office Plaza..... Birmingham, AL 35244

**Coliseo de Puerto Rico**..... **18,000**  
Web ..... www.coliseodepuertorico.com  
500 Arterial B Street..... Hato Rey, PR 00918  
787/777-0800..... jochidavila@smgpr.com

**5-hour ENERGY® Puerto Rico Tip-Off Media Operations**  
..... Tim Simmons, Lynn Simmons  
303/678-8484.....bfshinc@aol.com

**MEDIA CREDENTIALS** - To apply for press passes for the **5-hour ENERGY® Puerto Rico Tip-Off**, please visit <http://www.sportssystem.com/clients/espnplus/>. Credential requests will start September 1.

**ESPN Regional Television/Event Ownership** - The nation's largest syndicator of collegiate sports programming, [ESPN Regional Television \(ERT\)](#) annually produces more than 1,200 sporting events. Content includes action from NCAA football, basketball and Olympic sports, NHRA and professional and amateur golf, accounting for more than 3,400 live and/or original hours of programming. ERT's owned and operated events reach over a million fans a year and provides more than 200 additional hours of programming. In addition to event ownership, ERT is the production headquarters for [ESPN](#); syndication rights-holder and producer of national, regional and local shows for college conferences ([SEC](#), [BIG EAST](#), [Big 12](#), [Mid-American](#), [WAC](#)) and manages the Big 12 Corporate Partner Program. For more information, visit [ESPNPlus.com](#). **ESPN Regional Television markets and/or owns several sporting events:** **Collegiate Football** - [Beef 'O' Brady's Bowl St. Petersburg](#); [Bell Helicopter Armed Forces Bowl](#) (Dallas-Fort Worth); [BBVA Compass Bowl](#) (Birmingham, Ala.); [MAACO Bowl Las Vegas](#); [Gildan New Mexico Bowl](#) (Albuquerque); [Sheraton Hawai'i Bowl](#) (Honolulu); [Meineke Car Care Bowl of Texas](#) (Houston); [MEAC/SWAC Challenge presented by Disney](#) (Orlando, Fla.) and [The Home Depot ESPNU College Football Awards](#). **Collegiate Basketball** - [76 Classic](#) (Anaheim, Calif.); [Champions Classic](#) (Madison Square Garden; debuts 2011); [Charleston Classic presented by Foster Grant](#) (S.C.); [Hawaiian Airlines Diamond Head Classic](#) (Honolulu); [Old Spice Classic](#) (Walt Disney World Resort near Orlando, Fla.); **5-hour ENERGY® Puerto Rico Tip-Off** (San Juan); [All-College Basketball Classic](#) (Oklahoma City) and [BracketBusters](#). **Collegiate Lacrosse** - [ESPNU Warrior Classic](#). **Others** - [Hawaiian Islands Invitational](#) (Soccer) and [ESPN National Golf Challenge](#).

- The **5-hour ENERGY® Puerto Rico Tip-Off**, presented in conjunction with the Puerto Rico Tourism Company, will feature 12 games at the state-of-the-art Coliseo de Puerto Rico/www.coliseodepuertorico.com), in the cosmopolitan Hato Rey district of San Juan.
  - The José Miguel Agrelot Coliseum, officially named "Coliseo de Puerto Rico José Miguel Agrelot"/and nicknamed El Choliseo, in honor of Agrelot's best known character, Don Cholito), is the largest indoor arena in Puerto Rico. Located at the financial district of San Juan, the Coliseo de Puerto Rico opened its doors to the public in September 2004 after the construction financed by the government of Puerto Rico. Owned by the Puerto Rico Convention **District** Authority, the Coliseo de Puerto Rico is managed by SMG and can accommodate up to 18,000 spectators.

- **SAN JUAN SCHEDULE** - All 12 games of the **5-hour ENERGY® Puerto Rico Tip-Off** will be televised ESPN's family of networks (ESPN2, ESPNU, ESPN3). All times listed are Atlantic (one hour ahead of ET, two hours ahead of CT, and three hours ahead of MT).

**Thursday, November 17**

- **Game No. 1** - Temple vs. Western Michigan, 11:30 a.m., ESPNU
- **Game No. 2** - Purdue vs. Iona, 2 p.m., ESPNU
- **Game No. 3** - Maryland vs. Alabama, 6 p.m., ESPN2
- **Game No. 4** - Wichita State vs. Colorado, 8:30 p.m., ESPNU

**Friday, November 18**

- **Game No. 5** - Games 1 & 2 winners, 2 p.m., ESPNU
- **Game No. 6** - Games 1 & 2 losers, 4:30 p.m., ESPN3
- **Game No. 7** - Games 3 & 4 losers, 7:30 p.m., ESPN3
- **Game No. 8** - Games 3 & 4 winners, 10 p.m., ESPN2

**Sunday, November 20**

- **Game No. 9** - Games 6 & 7 losers, 12:30 p.m., ESPN3
- **Game No. 10** - Games 6 & 7 winners, 3 p.m., ESPNU
- **Game No. 11** - Games 5 & 8 losers, 6:30 p.m., ESPN2
- **Game No. 12** - Games 5 & 8 winners, 9 p.m., ESPN2

- The 2010 **5-hour ENERGY® Puerto Rico Tip-Off** was one of six ESPN Regional Television in-season basketball events (**NCAA** participant, **NIT** participant).
  - **5-hour ENERGY® Puerto Rico Tip-Off** at San Juan - Minnesota 74, West Virginia 70
  - **Charleston (S. C.) Classic** - Georgetown 82, North Carolina State 67
  - **Old Spice** at Disney's Wide World of Sports® Complex near Orlando, Fla. - Notre Dame 58, Wisconsin 51
  - **76 Classic** at Anaheim, Calif. - UNLV 71, Virginia Tech 59
  - **Cancun Governor's Cup** - Colorado State 63, Southern Mississippi 58
  - **Diamond Head Classic** at Honolulu, Hi. - Butler 84, Washington State 68

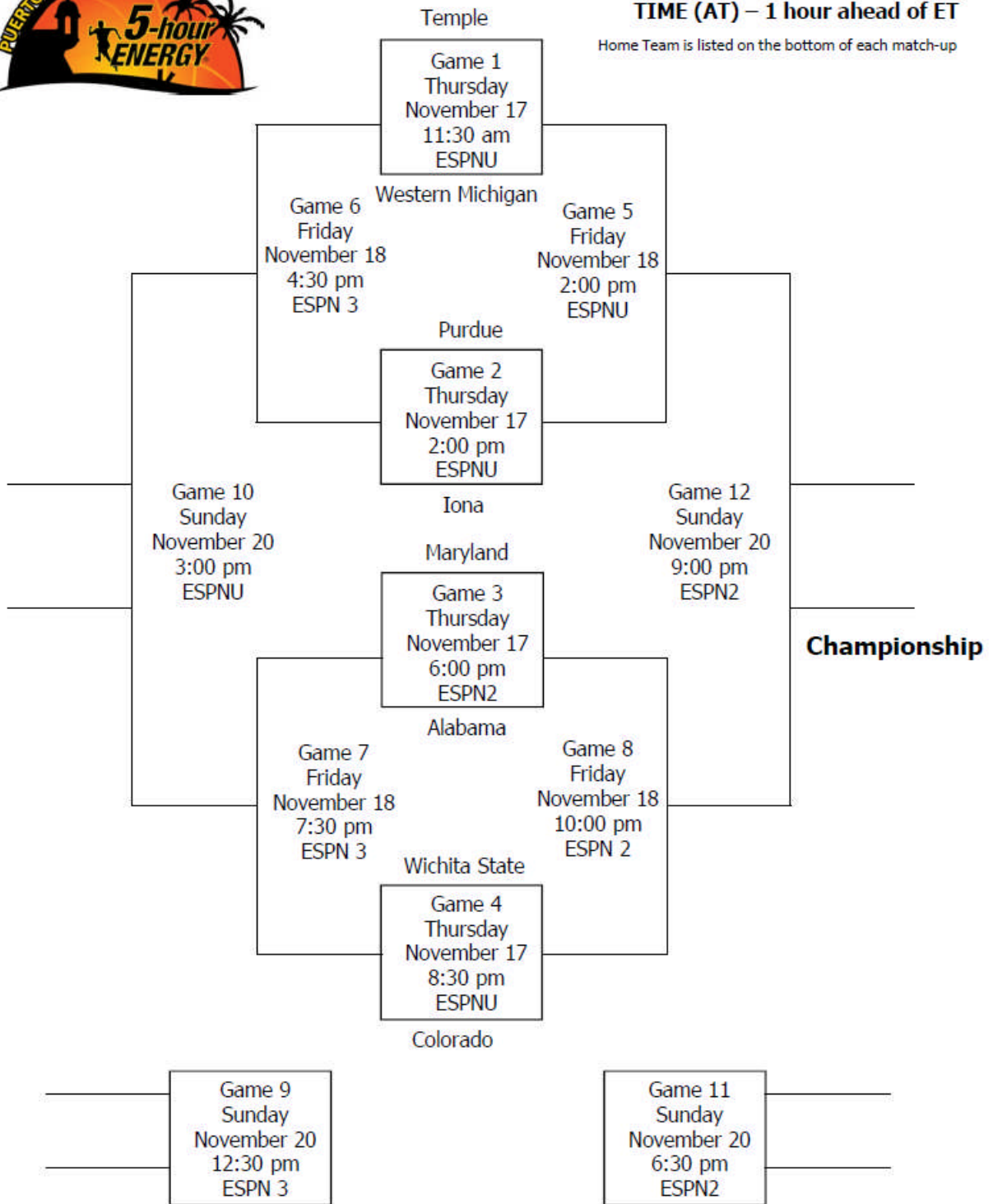
# 5-hour Energy Puerto Rico Tip-Off

November 17, 18 & 20, 2011 • Coliseo de Puerto Rico  
San Juan, PR



**\* All times listed in ATLANTIC TIME (AT) – 1 hour ahead of ET**

Home Team is listed on the bottom of each match-up





# Fifth annual 5-hour ENERGY® Puerto Rico Tip-Off

Presented by the Puerto Rico Tourism Company

November 17, 18, and 20, 2011

Coliseo de Puerto Rico, San Juan, Puerto Rico

www.PuertoRicoTipoff.com

## 2011 ESPN In-Season Tournaments

**Charleston Classic**, November 17, 18 & 20, Carolina First Arena, Charleston, S.C

<b>Charleston Classic (129-133, 49.2%)</b>	<b>Conference</b>	<b>2010-2011 Record</b>	<b>2010-2011 Postseason</b>
• Georgia Tech, Atlantic Coast	5-11, T10th	13-18	None
• LSU, Southeastern	3-13, 6th, West	11-21	None
• Saint Joseph's, Atlantic 10	4-12, 12th	11-22	None
• Seton Hall, Big East	7-11, 12th	13-18	None
• Tulsa, Conference USA	11-5, 2nd	19-13	None
• Virginia Commonwealth, Colonial	12-6, 4th	28-12	NCAA Final Four
• Western Kentucky, Sun Belt	8-8, 3rd, East	16-16	None
• Northwestern, Big 10			

**Old Spice Classic**, November 24, 25 & 27, HP Field House at ESPN Wide World of Sports Complex, Orlando, Fla.

<b>Old Spice Classic (124-136 47.7%)</b>	<b>Conference</b>	<b>2010-2011 Record</b>	<b>2010-2011 Postseason</b>
• Arizona State, Pacific 12	4-14, 10th	12-19	None
• Dayton, Atlantic 10	7-9, T8th	22-14	NIT First Round
• DePaul, Big East	1-17, 16th	7-24	None
• Fairfield, Metro Atlantic Athletic	15-3, 1st	25-8	NIT Second Round
• Indiana State, Missouri Valley	12-6, 3rd	20-14	NCAA Second Round
• Minnesota, Big 10	6-12, 9th	17-14	None
• Texas Tech, Big 12	5-11, T10th	13-19	None
• Wake Forest, Atlantic Coast	1-15, 12th	8-24	None

**76 Classic**, November 24, 25 & 27, Anaheim Convention Center, Anaheim, Calif.

<b>76 Classic (148-121, 55.0%)</b>	<b>Conference</b>	<b>2010-2011 Record</b>	<b>2010-2011 Postseason</b>
• Boston College, Atlantic Coast	9-7, T4th	21-13	NIT Second Round
• New Mexico, Mountain West	8-8, 5th	22-13	NIT Second Round
• Oklahoma, Big 12	5-11, T10th	14-18	None
• Saint Louis, Atlantic 10	6-10, T10th	12-19	None
• Santa Clara, West Coast	8-6, 4th	24-14	College Insider Champions
• UC Riverside, Big West	6-10, T7th	12-19	None
• Villanova, Big East	9-9, T9th	21-12	NCAA Second Round
• Washington State, Pacific-12	9-9, 6th	22-13	NIT Final Four

**Hawaiian Airlines Diamond Head Classic**, December 22, 23 & 25, Stan Sherriff Center, Honolulu, Hi.

<b>Hawaiian Airlines Diamond Head Classic (159-105, 60.2%)</b>	<b>Conference</b>	<b>2010-2011 Record</b>	<b>2010-2011 Postseason</b>
• Auburn, Southeastern	4-12, 5th, West	11-20	None
• Clemson, Atlantic Coast	9-7, T4th	22-12	NCAA Second Round
• Hawai'i, Western Athletic	8-8, T5th	19-13	College Insider Second Round
• Kansas State, Big 12	10-6, T3rd	23-11	NCAA Third Round
• Long Beach State, Big West	14-2, 1st	22-12	NIT First Round
• Southern Illinois, Missouri Valley	5-13, 8th	13-19	None
• UTEP, Conference USA	11-5, T2nd	25-10	NIT First Round
• Xavier, Atlantic 10	15-1, 1st	24-8	NCAA Second-Round

### ESPN's Champions Classic

November 15, 2011 at Madison Square Garden in New York - Duke vs. Michigan State, Kentucky vs. Kansas

<b>ESPN Champions Classic (115-32, 78.2%)</b>	<b>Conference</b>	<b>2010-2011 Record</b>	<b>2010-2011 Postseason</b>
Duke, Atlantic Coast	13-3, 2nd	32-5	NCAA Fourth Round
Kansas, Big 12 West	14-2, 1st	35-3	NCAA Fifth Round
Kentucky, Southeastern	10-6, 2nd, East	29-9	NCAA Final Four
Michigan State, Big 10	9-9, T4th	19-15	NCAA Second Round

November 13, 2012 at Georgia Dome in Atlanta - Michigan State vs. Kansas, Duke vs. Kentucky

November 12, 2013 at the United Center in Chicago - Michigan State vs. Kentucky, Kansas vs. Duke

### ERT-sponsored In-Season Championship Games

<b>Old Spice Classic</b>	<b>76 Classic</b>	<b>Diamond Head Classic</b>
2006 - Arkansas 71, West Virginia 64	2007 - USC 70, Southern Illinois 45	2009 - USC 67, UNLV 56
2007 - North Carolina State 69, Villanova 68	2008 - Wake Forest 87, Baylor 74	2010 - Butler 84, Washington State 68
2008 - Gonzaga 83, Tennessee 74	2009 - West Virginia 84, Portland 66	<b>Cancun Governor's Cup</b>
2009 - Florida State 57, Marquette 56	2010 - UNLV 71, Virginia Tech 59	2009 - Virginia Tech 103, Seton Hall 94 (overtime)
2010 - Notre Dame 58, Wisconsin 51	<b>Charleston Classic</b>	2010 - Colorado State 63, Mississippi 58
	2008 - Clemson 76, Temple 72	
	2009 - Miami (Florida) 85, South Carolina 70	
	2010 - Georgetown 82, North Carolina State 67	

## 2011 5-hour ENERGY® Puerto Rico Tip-Off Participants - Post-season Review



**Alabama Crimson Tide**  
**NCAA Tournament Appearances: 19**  
 Final Fours: 0, Championships: 0  
 Win-Loss: 21-19  
**NIT Tournament Appearances: 11**  
 Final Fours: 6, Championships: 0  
 Win-Loss: 21-14



**Purdue Boilermakers**  
**NCAA Tournament Appearances: 25**  
 Final Fours: 2, Championships: 0  
 Win-Loss: 34-25  
**NIT Tournament Appearances: 8**  
 Final Fours: 4, Championships: 1  
 Win-Loss: 20-7



**Colorado Buffaloes**  
**NCAA Tournament Appearances: 10**  
 Final Fours: 2, Championships: 0  
 Win-Loss: 9-12  
**NIT Tournament Appearances: 9**  
 Final Fours: 4, Championships: 1  
 Win-Loss: 11-8



**Temple Owls**  
**NCAA Tournament Appearances: 29**  
 Final Fours: 2, Championships: 0  
 Win-Loss: 33-29  
**NIT Tournament Appearances: 17**  
 Final Fours: 4, Championships: 2  
 Win-Loss: 20-15



**Iona Gaels**  
**NCAA Tournament Appearances: 8**  
 Final Fours: 0, Championships: 0  
 Win-Loss: 1-8  
**NIT Tournament Appearances: 4**  
 Final Fours: 0, Championships: 0  
 Win-Loss: 1-4



**Western Michigan Broncos**  
 Tournament Appearances: 3  
 Final Fours: 0, Championships: 0  
 Win-Loss: 2-3  
**NIT Tournament Appearances: 3**  
 Final Fours: 0, Championships: 0  
 Win-Loss: 2-3

- Iona advanced to the finals of the 2011 College Insider Tournament before losing at home to Santa Clara

- Western Michigan advanced to the second round of the 2011 College Insider Tournament with an 1-1 record



**Maryland Terrapins**  
**NCAA Tournament Appearances: 24**  
 Final Fours: 2, Championships: 1  
 Win-Loss: 38-23  
**NIT Tournament Appearances: 7**  
 Final Fours: 2, Championships: 1  
 Win-Loss: 11-6



**Wichita State Shockers**  
**NCAA Tournament Appearances: 8**  
 Final Fours: 1, Championships: 0  
 Win-Loss: 9-9  
**NIT Tournament Appearances: 12**  
 Final Fours: 1, Championships: 1  
 Win-Loss: 7-11

- Wichita State advanced to the quarter-finals of the 2009 College Basketball Invitational with an 1-1 record

## 2011 5-hour ENERGY® Puerto Rico Tip-Off Participants - Top Returning Players

2010-2011 Statistics	2010-11 CLASS	GP	MIN	PPG	RPG	APG	SPG	BPG	TPG	FG%	FT%	3P%
JaMychal Green, Alabama	JR	34	27.9	15.5	7.5	1.4	1.4	2.1	2.8	50.8%	73.7%	100.0%
Tony Mitchell, Alabama	SO	37	31.5	15.2	7.1	1.3	1.6	1.1	1.7	52.2%	65.8%	31.6%
Trevor Releford, Alabama	FR	37	31.3	11.0	3.3	3.4	1.6	0.1	2.6	47.9%	75.2%	27.9%
Andre Roberson, Colorado	FR	38	22.3	6.7	7.8	0.9	1.3	1.1	1.2	58.0%	55.3%	34.3%
Austin Dufault, Colorado	JR	38	22.2	6.6	4.2	0.7	0.6	0.6	0.7	52.3%	62.9%	19.2%
Michael Glover, Iona	JR	37	34.3	18.4	10.1	0.9	0.8	0.9	2.3	61.0%	62.3%	0.0%
Scott Machado, Iona	JR	37	34.2	13.2	3.9	7.6	1.3	0.2	3.5	41.0%	67.5%	32.0%
Kyle Smyth, Iona	SO	33	27.3	10.1	2.3	1.2	1.1	0.1	0.6	45.1%	67.4%	39.3%
Jermel Jenkins, Iona	JR	37	27.4	9.2	2.4	2.6	1.2	0.0	1.5	38.3%	76.5%	37.9%
Jordan Williams, Maryland	SO	33	32.5	16.9	11.8	0.6	0.7	1.4	1.6	53.8%	57.5%	0.0%
Terrell Stoglin, Maryland	FR	33	21.5	11.4	1.3	3.3	0.8	0.1	2.3	46.0%	82.7%	35.9%
Sean Mosley, Maryland	JR	33	24.6	8.1	3.8	2.2	1.2	0.3	1.9	41.3%	76.6%	26.9%
Lewis Jackson, Purdue	JR	34	26.2	8.0	3.2	4.0	0.8	0.1	1.9	50.3%	71.6%	30.0%
Ramone Moore, Temple	JR	34	33.9	15.2	4.2	3.1	1.2	0.2	2.4	44.7%	79.5%	38.3%
Juan Fernandez, Temple	JR	30	31.8	11.2	2.9	3.9	0.8	0.1	2.1	35.5%	80.6%	33.3%
Scottie Randall, Temple	JR	27	30.3	10.7	4.7	1.4	1.0	0.2	0.8	49.5%	66.7%	36.9%
Khalif Wyatt, Temple	SO	34	20.7	10.1	2.2	1.7	1.3	0.2	1.3	46.8%	76.2%	42.1%
Micheal Eric, Temple	JR	24	20.0	7.1	5.9	1.0	0.4	1.6	1.0	49.0%	48.9%	0.0%
Demetrius Ward, W. Michigan	JR	34	32.0	13.8	4.3	2.5	1.1	0.1	2.1	40.6%	77.1%	39.6%
Flenard Whitfield, W. Michigan	JR	33	28.0	13.1	6.4	0.7	0.7	0.5	2.8	50.3%	58.5%	7.7%
Juwan Howard Jr., W. Michigan	FR	34	23.0	9.3	4.0	1.5	0.5	0.7	1.5	38.7%	78.8%	30.7%
Matt Stainbrook, W. Michigan	FR	34	23.8	8.8	6.4	0.8	0.5	0.8	1.3	52.4%	53.5%	0.0%
Mike Douglas, W. Michigan	JR	34	31.6	8.6	3.3	4.9	1.6	0.2	2.2	44.3%	81.1%	46.5%
Nate Hutcheson, W. Michigan	SO	34	23.7	7.4	5.0	0.9	0.4	0.8	1.6	39.2%	67.1%	28.6%
Toure' Murry, Wichita State	JR	37	26.1	9.4	4.5	3.4	1.2	0.3	2.7	40.7%	79.7%	28.3%
David Kyles, Wichita State	JR	37	22.1	9.3	2.8	1.4	0.8	0.3	0.9	42.2%	72.1%	39.5%
Garrett Stutz, Wichita State	JR	37	14.7	7.2	3.5	1.0	0.3	0.8	1.0	53.6%	70.7%	30.8%
Joe Ragland, Wichita State	JR	37	21.0	7.0	1.7	2.8	0.6	0.2	1.2	44.3%	87.7%	31.3%
2010-2011 Team Statistics	GP	PPG	RPG	APG	SPG	BPG	TPG	FG%	FT%	3P%		
Alabama	37	66.8	36.2	12.3	9.5	5.1	13.9	45.0%	70.7%	29.8%		
Colorado	38	79.6	36.0	13.8	6.8	2.9	11.7	47.3%	77.8%	37.2%		
Iona	37	79.0	36.0	17.0	8.0	3.0	13.0	47.6%	65.7%	37.5%		
Maryland	33	76.8	39.0	16.9	6.7	4.5	13.6	47.1%	67.7%	34.8%		
Purdue	34	72.5	35.5	15.8	6.2	4.1	10.4	44.7%	71.5%	36.4%		
Temple	34	70.6	35.8	15.0	6.8	4.6	10.8	44.7%	69.8%	35.3%		
Western Michigan	34	71.8	37.6	13.0	5.9	3.5	13.7	44.3%	69.9%	34.9%		
Wichita State	37	72.7	37.5	15.5	5.7	3.9	12.5	46.8%	74.6%	35.5%		

## Past 5-hour ENERGY® Puerto Rico Tip-Off Results

**2007** (three-day attendance total, 8,463)

**2009** (three-day attendance total, 19,192)

**Thursday, November 15** (daily attendance at 1,567)

- **Virginia Commonwealth** 73, Houston 72
- **Miami** 85, Marist 61
- **Providence** 66, Temple 64
- **Arkansas** 75, College of Charleston 49

**Friday, November 16** (daily attendance at 1,818)

- **Houston** 64, Marist 58
- **Miami** 69, Virginia Commonwealth 63
- **Providence** 67, Arkansas 51
- **College of Charleston** 79, Temple 76

**Sunday, November 18** (daily attendance at 5,078)

- **Temple** 73, Marist 69 (overtime)
- **Houston** 84, College of Charleston 69
- **Arkansas** 70, Virginia Commonwealth 60
- **Championship Game - Miami** 65, Providence 58

**2008** (three-day attendance total, 18,192)

**Thursday, November 20** (daily attendance 3,217)

- **Virginia Tech** 74, Fairfield 57
- **Xavier** 75, Missouri 71
- **Memphis** 83, Chattanooga 71
- **Seton Hall** 63, USC 61

**Friday, November 21** (daily attendance 6,733)

- **Missouri** 87, Fairfield 59
- **Xavier** 63, Virginia Tech 62/overtime)
- **USC** 73, Chattanooga 46
- **Memphis** 84, Seton Hall 70

**Sunday, November 23** (daily attendance 8,242)

- **Fairfield** 61, Chattanooga 42
- **Missouri** 83, USC 72
- **Seton Hall** 77, Virginia Tech 73
- **Championship Game - Xavier** 63, Memphis 58

**Thursday, November 19** (daily attendance - 5,073)

- **Dayton** 63, Georgia Tech 59
- **Villanova** 69, George Mason 68
- **Ole Miss** 89, Indiana 71
- **Kansas State** 80, Boston University 70

**Friday, November 20** (daily attendance - 5,762)

- **Georgia Tech** 70, George Mason 62
- **Villanova** 71, Dayton 65
- **Boston University** 71, Indiana 67
- **Ole Miss** 86, Kansas State 74

**Sunday, November 22** (daily attendance - 8,357)

- **George Mason** 69, Indiana 66
- **Georgia Tech** 85, Boston University 67
- **Kansas State** 83, Dayton 75
- **Championship Game - Villanova** 79, Ole Miss 67

**2010** (three-day attendance total, 28,907)

**Thursday, November 18** (daily attendance at 7,205)

- **West Virginia** 84, Davidson 70
- **Vanderbilt** 59, Nebraska 49
- **North Carolina** 107, Hofstra 63
- **Minnesota** 95, Western Kentucky 77

**Friday, November 19** (daily attendance at 10,127)

- **West Virginia** 74, Vanderbilt 71
- **Davidson** 69, Nebraska 67
- **Western Kentucky** 62, Hofstra 60
- **Minnesota** 72, North Carolina 67

**Sunday, November 21** (daily attendance at 11,575)

- **Nebraska** 62, Hofstra 47
- **Davidson** 64, Western Kentucky 51
- **Vanderbilt** 72, North Carolina 65
- **Championship Game - Minnesota** 74, West Virginia 70

Conference Results	Won	Lost	Pct.	Participating Schools	2011 Field
Big East	9	3	75.0%	Providence, 2007; Seton Hall, 2008, <b>Villanova</b> , 2009 champions, West Virginia, 2010	
Southeastern	6	3	66.7%	Arkansas, 2007, Ole Miss, 2009, Vanderbilt, 2010	<b>Alabama</b>
Conference USA	4	2	66.7%	Houston, 2007; Memphis, 2008	
Atlantic Coast	7	5	57.1%	<b>Miami</b> , 2007, champions; Virginia Tech, 2008, Georgia Tech, 2009, North Carolina, 2010	<b>Maryland</b>
Atlantic 10	5	4	55.5%	Temple, 2007, <b>Xavier</b> , 2008, champions, Dayton 2009	<b>Temple</b>
Big 12	5	4	55.5%	Missouri, 2008, Kansas State, 2009, Nebraska, 2010	
Big 10	3	3	50.0%	Indiana, 2009, <b>Minnesota</b> , 2010 champions	<b>Purdue</b>
Southern	3	6	33.3%	College of Charleston, 2007; Chattanooga, 2008, Davidson, 2010	
American East	1	2	33.3%	Boston University, 2009	
Pacific 12	1	2	33.3%	USC, 2008	<b>Colorado</b>
Sun Belt	1	2	33.3%	Western Kentucky, 2010	
Colonial	2	7	22.2%	Virginia Commonwealth, 2007, George Mason, 2009, Hofstra, 2010	
Metro Atlantic	1	5	16.7%	Marist, 2007; Fairfield, 2008	<b>Iona</b>
Mid-American	0	0	0.0%	None	<b>Western Michigan</b>
Missouri Valley	0	0	0.0%	None	<b>Wichita State</b>

### 5-hour ENERGY® Puerto Rico Tip-Off Attendance (2007-2010)

Year	2007	2008	2009	2010
Day 1	1,567	3,217	5,073	7,205
Day 2	1,818	6,733	5,762	10,127
Day 3	5,078	8,242	8,357	11,575
<b>Total</b>	<b>8,463</b>	<b>18,192</b>	<b>19,192</b>	<b>28,907</b>

### 5-hour ENERGY® Puerto Rico Tip-Off Team Scoring Averages Per Game (2007-2010)

Year	Total Points	Winning Team	Losing Team	Margin	Year	Total Points	Winning Team	Losing Team	Margin
<b>2010</b>	137.6	74.5	63.1	11.4	<b>2007</b>	135.0	72.5	62.5	10.0
<b>2009</b>	143.8	76.3	67.6	8.7	<b>Average</b>	138.0	74.3	63.8	10.5
<b>2008</b>	135.7	73.8	61.8	12.0					

## 5-hour ENERGY® Puerto Rico Tip-Off - Championship Recaps

**2007, November 18** - James Dews scored nine of his 17 points in the second half to lead Miami to a 64-58 win over Providence to win the championship. The 6-foot-3 freshman guard, who added two rebounds, scored five points during the last 90 seconds. The Hurricanes also got 16 points from Brian Asbury and 12 from Anthony King. Weyinmi Efejuku led Providence with a game-high 21 points and Dwain Williams added 17. The Friars jumped out to a 20-12 lead on a jumper by Efejuku with 2:53 to play in the first half. Providence led 22-18 at the half. But Miami rallied at the start of the second half when Brian Asbury connected from beyond the arc with 16:08 to go. Providence rallied to take a 51-50 lead with an Efejuku 3-pointer and 4:11 to go. But the Hurricanes surged with strong play from Dews in the final minutes. Providence's Geoff McDermott, who scored eight points and grabbed 11 rebounds in the title game, was named the most valuable player.

<b>Stats</b>	<b>Miami</b> .....	<b>Providence</b>
Points	64 .....	58
FG Made-Attempted	21-49(.429) .....	22-62(.355)
3P Made-Attempted	8-20(.400) .....	6-20(.300)
FT Made-Attempted	14-21(.667) .....	8-16(.500)
Fouls	19 .....	20
Largest Lead	6 .....	8
<b>Ties/Lead Changes</b>	8/12	
<b>Game Leaders</b>	<b>Miami</b> .....	<b>Providence</b>
Points	Dews 17 .....	Efejuku 21
Rebounds	King 8 .....	McDermott 11
Assists	King 4 .....	Two with 2
Steals	Two with 1 .....	Two with 3
Blocked Shots	Dews 3 .....	Kale 2

**2008, November 23** - Terrell Holloway made 10 free throws without a miss and finished with 13 points to help Xavier beat Memphis 63-58. B. J. Raymond and Jamel McLean added 11 points each for the Musketeers, and C.J. Anderson finished with 10. Tyreke Evans led Memphis with 12 points, but was 4-for-16 from the field. Robert Dozier and Antonio Anderson each scored 10 points. Both teams struggled from the field, with Xavier shooting 36 percent and Memphis finishing at 32.7 percent. Xavier was 25-for-37 at the line, while Memphis was 15-of-30. After Memphis' Rubert Sallie tied the game at 37-37 with 15:28 left in the game with his only points of the game on a three-point shot, Xavier gained 45-39 and 51-45 leads in the next eight minutes. Doneal Mack's three-point basket earned the Tigers a 52-51 edge with 6:07 remaining before Terrell Holloway's two free throws with 5:37 left gave Xavier the lead for good. Anderson was named the most valuable player for the tournament.

<b>Stats</b>	<b>Xavier</b> .....	<b>Memphis</b>
Points	63 .....	58
FG Made-Attempted	18-50(.360) .....	18-55(.327)
3P Made-Attempted	2-14(.143) .....	7-21(.333)
FT Made-Attempted	25-37(.676) .....	15-30(.500)
Fouls	25 .....	24
Largest Lead	8 .....	1
<b>Ties/Lead Changes</b>	3/3	
<b>Game Leaders</b>	<b>Xavier</b> .....	<b>Memphis</b>
Points	Holloway 13 .....	Evans 12
Rebounds	Love 12 .....	Dozier 11
Assists	Raymond 3 .....	Anderson 4
Steals	Jackson 3 .....	Mack 2
Blocked Shots	Frease 2 .....	Taggart 4

**2009, November 22**- Scottie Reynolds scored 21 points and Corey Stokes added 18 as Villanova beat Mississippi 79-67. Antonio Pena added 17 points and 16 rebounds for the Wildcats, who did nothing to diminish their status as favorites in the Big East during their trip to the Caribbean. Villanova used an 8-0 run in the opening minutes Sunday night and led 27-23 at halftime, holding the Rebels to only 29.6 percent shooting from the field. Villanova wound up shooting 41.5 percent and outscored Ole Miss 36-18 in the paint, and the Rebels were just 12 of 21/57.1 percent) from the foul line. Chris Warren led Mississippi with a game-high 24 points. Terrico White added 14 points and nine rebounds off the bench, and Murphy Holloway finished with 10 points.

<b>Stats</b>	<b>Villanova</b> .....	<b>Ole Miss</b>
Points	79 .....	67
FG Made-Attempted	27-65(.415) .....	24-63(.381)
3P Made-Attempted	4-16(.250) .....	7-21(.333)
FT Made-Attempted	21-27(.778) .....	12-21(.571)
Fouls	19 .....	21
Largest Lead	16 .....	5
<b>Lead Changes/Ties</b>	6/7	
<b>Game Leaders</b>	<b>Villanova</b> .....	<b>Ole Miss</b>
Points	Reynolds 21 .....	Warren 24
Rebounds	Pena 16 .....	White 9
Assists	Fisher 3 .....	Warren 4
Steals	Pena, King 2 .....	Polynice 3
Blocks	Stokes, Cheek 2 .....	Cranston, Warren

**2010, November 21** - Blake Hofferbar hit the winning 3-pointer with 1:31 left to lift Minnesota to a 74-70 win over West Virginia. Hofferbar hit four 3-pointers and scored 12 points for the Golden Gophers as Al Nolen compiled 17 points and Trevor Mbakwe added 16 for Minnesota. There were nine lead changes and the score was tied 10 times in the title game. Hofferbar finally hit the decisive shot on a baseline 3 in front of an exuberant Minnesota bench with 1:31 to go and a 73-70 lead. The Gophers tossed up a wild shot as the shot-clock expired, giving the Mountaineers one more chance to tie with 24.3 seconds left. But West Virginia missed two shots - Nolen was up in Casey Mitchell's face on a 3-attempt on the first one and they missed around the basket on the next. The Gophers hit one free throw to secure the win and held the Mountaineers without a field goal for the final 3 minutes. Mitchell scored 27 points for West Virginia.

<b>Stats</b>	<b>West Virginia</b> .....	<b>Minnesota</b>
Points	70 .....	74
FG Made-Attempted	25-58, 43.1 .....	22-50, 44.0%
3P Made-Attempted	8-23, 34.8% .....	4-17, 23.5%
FT Made-Attempted	12-23, 52.2% .....	26-35, 74.3%
Fouls	25 .....	25
Largest Lead	9 .....	8
<b>Ties/Lead Changes</b>	10/9	
<b>Game Leaders</b>	<b>West Virginia</b> .....	<b>Minnesota</b>
Points	Mitchell 27 .....	Nolen 17
Rebounds	Kilici 10 .....	Iverson 8
Assists	Mazzulla 10 .....	Nolen 4
Steals	Three with 1 .....	Nolen 2
Blocked Shots	Thoroughman 2 .....	Iverson 2

## 5-hour ENERGY® Puerto Rico Tip-Off Team Records (2007-2010)

Team, Conference (Year)	Entering Puerto Rico Tipoff Rank AP/ESPN-USA	Puerto Rico Record	Final Season National Ranking AP/ESPN-USA	Season Record	Post-season Placement
Miami, Atlantic Coast (2007)	NR	3-0	NR	23-11	NCAA Second Round
Xavier, Atlantic 10 (2008)	RV/RV	3-0	20/22	27-7	NCAA Third Round
Villanova, Big East (2009)	5/6	3-0	6/5	25-8	NCAA Second Round
Minnesota, Big Ten (2010)	RV/RV	3-0	NR	17-14	Big 10 First round
Memphis, Conference USA (2008)	13/12	2-1	3/2	33-4	NCAA Third Round
Ole Miss, Southeastern (2009)	RV/RV	2-1	NR	24-11	NIT Semi-finals
West Virginia, Big East (2010)	RV/RV	2-1	22/RV	21-12	NCAA Third Round
Providence, Big East (2007)	RV/NR	2-1	NR	15-16	Big East First round
Houston, Conference USA (2007)	RV/NR	2-1	NR	24-10	CBI Third Round
Arkansas, Southeastern (2007)	18/18	2-1	RV/RV	23-12	NCAA First round
Missouri, Big 12 (2008)	NR	2-1	9/9	31-7	NCAA Quarter-finals
Seton Hall, Big East (2008)	NR	2-1	NR	17-15	Big East Second Round
Kansas State, Big 12 (2009)	RV/RV	2-1	7/7	29-8	NCAA Quarter-finals
Georgia Tech, Atlantic Coast (2009)	21/19	2-1	RV/RV	23-13	NCAA Second Round
Vanderbilt, Southeastern (2010)	RV/RV	2-1	25/24	23-11	NCAA Second Round
Davidson, Southern (2010)	NR	2-1	TBD	18-15	CBI Quarterfinals
Temple, Atlantic 10 (2007)	NR	1-2	NR/RV	21-13	NCAA First Round
Coll. of Charleston, Southern (2007)	NR	1-2	NR	16-17	Southern Quarters
VCU, Colonial (2007)	RV	1-2	NR	24-8	NIT First Round
Fairfield, Metro Atlantic (2008)	NR	1-2	NR	17-15	MAAC Second Round
USC, Pacific 10 (2008)	19/20	1-2	RV/RV	22-13	NCAA Second Round
Virginia Tech, Atlantic Coast (2008)	RV/RV	1-2	NR	19-15	NIT Second Round
George Mason, Colonial (2009)	NR	1-2	NR	17-15	CIT First Round
Boston U., American East (2009)	NR	1-2	NR	21-14	CBI Third Round
Dayton, Atlantic 10 (2009)	18/21	1-2	NR	25-12	NIT Champions
North Carolina, Atlantic Coast (2010)	8/8	1-2	7/7	28-7	NCAA Fifth Round
Western Kentucky, Sun Belt (2010)	NR	1-2	TBD	16-16	Sun Belt Semi-finals
Nebraska, Big 12 (2010)	NR	1-2	TBD	19-13	NIT First Round
Marist, Metro Atlantic (2007)	NR	0-3	NR	18-14	MAAC Second-Round
Chattanooga, Southern (2008)	NR	0-3	NR	18-17	NCAA First Round
Indiana, Big Ten (2009)	NR	0-3	NR	10-21	Big Ten First Round
Hofstra, Colonial, (2010)	NR	0-3	TBD	21-12	CBI First Round

**NOTE** - Prior to 2011 Puerto Rico Tip-Off, 14 of the 32 schools that have competed in the Puerto Rico Tip-Offs earned NCAA bids with five other schools receiving NIT berths. Dayton and Ole Miss, 2009 participates in the Puerto Rico, advanced to the NIT Final Four with the Flyers winning the championships game over North Carolina 79-68. Dayton defeated Ole Miss 68-63 in the semi-finals. Five other schools competed in other post-season events.

### Quoting the Coaches for the 2011 5-hour ENERGY® Puerto Rico Tip-Off

**Alabama Coach Anthony Grant** - "We are excited and honored to have the opportunity to participate in the 2011 Puerto Rico Tip-Off. As always, the event features a terrific field that will provide a great early season challenge for our team. In 2007, I had the opportunity to coach VCU in the 5-hour ENERGY® Puerto Rico Tip-Off and I'm looking forward to returning to the island with the Crimson Tide."

**Colorado Head Coach Tad Boyle** - "The great thing about preseason tournaments is it gives you a feel early in the season of where your team is, especially when you play against the competition like we're going to face in Puerto Rico. It's a great opportunity for our young players to get a feel what college basketball is all about, and our veterans to prove that we belong."

**Iona Head Coach Tim Cluess** - "We're excited for the opportunity to compete in the 2011 5-hour ENERGY® Puerto Rico Tip-Off and honored to be apart of such a great field of teams. We look forward to a weekend of exciting games in one of the most beautiful areas of the world. The competition against such strong teams will only help to prepare us for the challenging season ahead."

**Purdue Head Coach Matt Painter** - "Our players and staff are excited to compete in Puerto Rico Tip-Off, and we want to thank the organizers for inviting us to play in such a first-class event. The tournament has become one of the marquee early-season events in college basketball, and the prospect of facing such a quality field will be a great experience for our team."

**Maryland Head coach Gary Williams** - "We are really looking forward to the opportunity to play in the Puerto Rico Shootout. It is an outstanding field. Our fans are looking forward to watching quality basketball in a beautiful setting."

**Temple Head Coach Fran Dunphy** - We are excited for the opportunity to compete in the 2011 Puerto Rico Tip-Off. It is a tremendous experience for our players and we are looking forward to playing in a great college basketball environment with high-caliber competition

**Western Michigan Head Coach Steve Hawkins** - "We're honored to get the opportunity to play in another ESPN tournament. We've had the chance to form a great relationship with the people there and we appreciate the hard work they do in putting these tournaments on. The 5-hour ENERGY® Puerto Rico Tip-Off provides our team with another opportunity to test itself against a strong field of non-conference opponents. We make the effort to schedule tough opponents every year, and this will provide us the chance to play quality competition in a fantastic atmosphere, and give our student athletes a chance for a true first-class experience."

**Wichita State Head Coach Greg Marshall** - "Wichita State is looking forward to the 2011 5-hour ENERGY® Puerto Rico Tip-Off and all of the excitement of a quality field. We anticipate a high level of basketball competition and a chance to have an early-season test. The Tip-Off will be a great experience for our coaching staff and players in a great tournament."

## 5-hour ENERGY® Puerto Rico Tip-Off Single-Game Team Records (2007-2010)

- **Points** ..... 107, North Carolina vs. Hofstra, 2010
  - **Points, Half** ..... 58 (1st), North Carolina vs. Hofstra, 2010
  - **Points, Half** ..... 54 (2nd), Charleston vs. Temple, 2008
  - **Points, Half** ..... 54 (2nd), Ole Miss vs. Kansas State, 2009
  - **Points, Half** ..... 52 (2nd), Villanova vs. Ole Miss, 2009 (championship game)
  - **Points, Overtime** ..... 13, Temple vs. Marist, 2007
  - **Points, Two teams** ..... 172, Minnesota 95, Western Kentucky, 2010
  - **Points, Margin** ..... 44, North Carolina 107, Hofstra 63, 2010
- **Field goals made** ..... 40, North Carolina vs. Hofstra, 2010
- **Field goals attempted** ..... 72, Western Kentucky vs. Minnesota, 2010
- **Total Field goal percentage** ..... 62.5 (35-56), Minnesota vs. Western Kentucky, 2010
- **3-point Field goals made** ..... 13, Houston vs. Charleston, 2007
- **3-point Field goals attempted** ..... 32, Houston vs. Charleston, 2007
- **3-point Field goal percentage** ..... 70.6 (12-17), North Carolina vs. Hofstra, 2010
- **Free throws made** ..... 31, West Virginia vs. Davidson, 2010
- **Free throws attempted** ..... 49, West Virginia vs. Davidson, 2010
- **Free throw percentage** ..... 91.3 (21-23), Temple vs. Marist, 2007
- **Rebounds** ..... 57, USC vs. Chattanooga, 2008
- **Offensive rebounds** ..... 24, Indiana vs. Ole Miss, 2009
- **Defensive rebounds** ..... 35, Arkansas vs. Charleston, 2007; USC vs. Chattanooga, 2008
- **Assists** ..... 29, North Carolina vs. Hofstra, 2010
- **Turnovers** ..... 32, Arkansas vs. Providence, 2007
- **Blocked shots** ..... 12, Ole Miss vs. Indiana, 2009
- **Steals** ..... 16, Missouri vs. Xavier, 2008
- **Fouls** ..... 37, Davidson vs. West Virginia, 2010

## 5-hour ENERGY® Puerto Rico Tip-Off Tournament Team Leaders (2007-2010)

<b>Scoring Offense, School, Year</b>	<b>GP</b>	<b>PTS</b>	<b>AVG.</b>	<b>Steals, School, Year</b>	<b>GP</b>	<b>STL</b>	<b>AVG.</b>
Minnesota, 2010 (champions)	3	241	80.3	Western Kentucky, 2010	3	27	9.0
Ole Miss, 2009	3	242	80.7	Indiana, 2009	3	27	9.0
Missouri, 2008	3	241	80.3	Memphis, 2008	3	32	10.7
Houston, 2007	3	220	73.3	Providence, 2007	3	34	11.3
<b>Field Goal Percentage, School, Year</b>	<b>FGM</b>	<b>FGA</b>	<b>PCT.</b>	<b>Blocked Shots, School, Year</b>	<b>GP</b>	<b>STL</b>	<b>AVG.</b>
Minnesota, 2010 (champions)	80	161	49.7	Vanderbilt, 2010	3	17	5.7
Georgia Tech, 2009	79	155	51.0	Ole Miss, 2009	3	25	8.3
Missouri, 2008	91	193	47.2	USC, 2008	3	33	7.3
Temple, 2007	75	153	49.0	Miami, 2007 (champions)	3	21	7.0
<b>3-point Field Goal Pct., School, Year</b>	<b>3FGM</b>	<b>3FGA</b>	<b>PCT.</b>	<b>Scoring Defense, School, Year</b>	<b>GP</b>	<b>PTS</b>	<b>AVG.</b>
North Carolina, 2010	19	46	41.3	Nebraska, 2010	3	176	58.7
Indiana, 2009	13	36	36.1	Georgia Tech, 2009	3	192	64.0
Virginia, 2008	23	66	34.8	Xavier, 2008 (champions)	3	191	63.7
Miami, 2007 (champions)	27	61	44.3	Arkansas, 2007	3	176	58.7
<b>Free Throw Percentage, School, Year</b>	<b>FTM</b>	<b>FTA</b>	<b>PCT.</b>	<b>Field Goal Defense, School, Year</b>	<b>FGM</b>	<b>FGA</b>	<b>PCT.</b>
North Carolina, 2010	65	87	74.7	Vanderbilt, 2010	60	160	37.5
Boston University, 2009	75	98	76.5	Georgia Tech, 2009	65	175	37.1
Xavier, 2008	74	104	71.2	USC, 2008	69	177	39.0
Miami, 2007 (champions)	59	74	79.7	Arkansas, 2007	56	169	33.1
<b>Rebound Average, School, Year</b>	<b>GP</b>	<b>REB</b>	<b>AVG.</b>	<b>3-point Field Goal Def., School, Year</b>	<b>3FGM</b>	<b>3FGA</b>	<b>PCT.</b>
North Carolina, 2010	3	124	41.3	West Virginia, 2010	13	65	20.0
Villanova, 2009 (champions)	3	138	46.0	Ole Miss, 2009	11	48	22.9
USC, 2008	3	137	45.7	Virginia Tech, 2008	13	54	24.1
Arkansas, 2007	3	127	42.3	Arkansas, 2007	16	55	29.1
<b>Assists, School, Year</b>	<b>GP</b>	<b>AST</b>	<b>AVG.</b>				
North Carolina, 2010	3	50	16.7				
Indiana, 2009	3	38	12.7				
Missouri, 2008	3	65	21.7				
Temple, 2007	3	44	14.7				

## 5-hour ENERGY® Puerto Rico Tip-Off Single-Game Team Lows (2007-2010)

- **Points** ..... 42, Chattanooga vs. Fairfield, 2008
  - **Points, Half** ..... 16 (1st), Chattanooga vs. Fairfield, 2008
  - **Points, Half** ..... 17 (2nd), Chattanooga vs. USC, 2008
  - **Points, Overtime** ..... 9, Marist vs. Temple, 2007
  - **Points, Two teams** ..... 103, Fairfield vs. Chattanooga 42, 2008
- **Field goals made** ..... 15, Chattanooga vs. USC, 2008
- **Field goals attempted** ..... 42, Nebraska vs. Hofstra, 2010
- **Total Field goal percentage** ..... 25.9 (15-58), Chattanooga vs. USC, 2008
- **3-point Field goals made** ..... 0, Nebraska vs. Vanderbilt, 2010
- **3-point Field goals attempted** ..... 10, Nebraska vs. Vanderbilt, 2010
- **3-point Field goal percentage** ..... 0.0 (0-10), Nebraska vs. Vanderbilt, 2010
- **Free throws made** ..... 3, Fairfield vs. Chattanooga, 2008
- **Free throws attempted** ..... 6, Fairfield vs. Chattanooga, 2008
- **Free throw percentage** ..... 41.7 (5-12), Western Kentucky vs. Davidson, 2010
- **Rebounds** ..... 26, Marist vs. Miami, 2007, Temple vs. Charleston, 2007
- **Offensive rebounds** ..... 5, Charleston vs. Houston, 2007, Indiana vs. Boston University, 2009, Vanderbilt vs. Nebraska, 2010
- **Defensive rebounds** ..... 12, Marist vs. Miami, 2007
- **Assists** ..... 4, George Mason vs. Villanova, 2009
- **Turnovers** ..... 8, Houston vs. Charleston, 2007
- **Blocked shots** ..... 0, Providence vs. Arkansas, 2007, Chattanooga vs. Memphis, 2008  
 ..... Georgia Tech vs. Dayton, 2008, Boston University vs. Kansas State, 2009, Western Kentucky vs. Minnesota, 2010
- **Steals** ..... 2, Arkansas vs. VCU, 2007, Miami vs. Providence, 2007 (championship game), Kansas State vs. Ole Miss, 2009
- **Fouls** ..... 12, Temple vs. Marist, 2007, Houston vs. Charleston, 2007

## 5-hour ENERGY® Puerto Rico Tip-Off Three-Game Team Records

- **Points** - 242, Ole Miss, 2009
- **Free throws attempted** - 115, Kansas State, 2009
- **Field goals made** - 91, Missouri, 2008
- **Free throw percentage** - 76.5 (75 of 98), Boston University, 2009
- **Field goals attempted** - 200, Western Kentucky, 2010
- **Rebounds** - 138, Villanova, 2009
- **Field goal percentage** - 51.0 (79 of 155), Georgia Tech, 2009
- **Offensive rebounds** - 55, USC, 2008
- **3-point Field goals made** - 27, Dayton, 2009
- **Defensive rebounds** - 90, Xavier, 2008
- **3-point Field goals attempted** - 77, Dayton, 2009
- **Assists** - 65, Missouri, 2008
- **3-point Field goal percentage** - 41.3 (19 of 46), North Carolina, 2010
- **Turnovers** - 75, Arkansas, 2007
- **Free throws made** - 75, Boston University, 2009
- **Blocked shots** - 25, Ole Miss, 2009
- **Steals** - 34, Providence, 2007

## 5-hour ENERGY® Puerto Rico Tip-Off - Close Games (2007-2010)

### One-Point Games

- Virginia Commonwealth 73, Houston 72, 2007 quarter-finals
- Xavier 63, Virginia Tech 62 (OT), 2008 semi-finals
- Villanova 69, George Mason 68, 2009 quarter-finals

### Two-Point Games

- Providence 66, Temple 64, 2007 quarter-finals
- Seton Hall 63, USC 61, 2008 quarter-finals
- Davidson 69, Nebraska 67, 2010 consolation semi-finals
- Western Kentucky 62, Hofstra 60, 2010 consolation semi-finals

### Three-Point Games

- College of Charleston 79, Temple 76, 2007 consolation semi-finals
- George Mason 69, Indiana 66, 2009 seventh-place game
- West Virginia 74, Vanderbilt 71, 2010 semi-finals

### Overtime Games

- **Temple** 73, Marist 69, 2007 (Temple outscored Marist 13-9 in OT)
- **Xavier** 63, Virginia Tech 62, 2008 (Xavier outscored Virginia Tech 11-10 in OT)

## 5-hour ENERGY® Puerto Rico Tip-Off - Margin Of Victory (2007-2010)

Margin.....	Games	Margin .....	Games	Margin .....	Games
1 point.....	3	10 points.....	3	18 points .....	3
2 points.....	4	11 points.....	1	19 points .....	1
3 points.....	3	12 points (2009 title game).....	3	24 points .....	1
4 points (2010 title game) .....	6	13 points.....	1	26 points .....	1
5 points (2008 title game) .....	2	14 points.....	2	27 points .....	1
6 points.....	3	15 points.....	2	28 points .....	1
7 points (2007 title game) .....	2	16 points.....	1	44 points .....	1
8 points.....	2	17 points.....	1		

## 5-hour ENERGY® Puerto Rico Tip-Off All-Tournament Teams (\*most valuable player)

2007	2008	2009	2010
Geoff McDermott, Providence*	C. J. Anderson, Xavier*	Antonio Pena, Villanova*	Trevor Mbakwe, Minnesota*
Jack McClinton, Miami	Tyreke Evans, Memphis	Scottie Reynolds, Villanova	Casey Mitchell, West Virginia
Patrick Beverley, Arkansas	DeMarre Carroll, Missouri	Chris Warren, Ole Miss	Blake Hofferbar, Minnesota
Robert McKiver, Houston	Jeremy Hazell, Seton Hall	Jacob Pullen, Kansas State	John Jenkins, Vanderbilt
Dionte Christmas, Temple	A.D. Vassallo, Virginia Tech	Denis Clemente, Kansas State	Tyler Zeller, North Carolina

## 5-hour ENERGY® Puerto Rico Tip-Off All-Time Single Game Highs (2007-2010)

- **Points** ..... 37, Robert McKiver, Houston vs. Charleston, 2007
  - Points ..... 32, Dionte Christmas, Temples vs. Charleston, 2007
  - Points ..... 32, Jerry Harzell, Seton Hall vs. Memphis, 2008
  - Points ..... 31, Casey Mitchell, West Virginia vs. Vanderbilt, 2010
  - Points ..... 29, Demarre Carroll, Missouri vs. USC, 2008
  - Points ..... 27, Eric Maynor, Virginia Commonwealth vs. Miami, 2007
  - Points ..... 27, Stephen McDowell, Chattanooga vs. Memphis, 2008
  - Points ..... 27, Chris Warren, Ole Miss vs. Kansas State, 2008
  - Points ..... 27, John Jenkins, Vanderbilt vs. West Virginia, 2010
  - Points ..... 27, Charles Jenkins, Hofstra vs. Western Kentucky, 2010
  - Points ..... 27, Casey Mitchell, West Virginia vs. Minnesota, 2010 (championship game)
  - Points ..... 26, Murphy Holloway, Ole Miss vs. Indiana, 2009
  - Points ..... Jacob Pullen, Kansas State vs. Dayton, 2009
  - Points ..... 25, Malcolm Delaney, Virginia Tech, vs. Seton Hall, 2008
  - Points ..... 25, Terrico White, Ole Miss vs. Kansas State, 2009
  - Points ..... 25, Steffphon Pettigrew, Western Kentucky vs. Minnesota, 2010
  - Points ..... 24, A.D. Vassallo, Virginia Tech vs. Fairfield, 2008
  - Points ..... 24, Chris Warren, Ole Miss vs. Villanova, 2008 (championship game)
  - Points ..... 24, Charles Jenkins, Hofstra vs. North Carolina, 2010
- **Rebounds** ..... 18, John Garcia, Seton Hall vs. USC, 2008
- **Rebounds** ..... 18, Taj Gibson, USC vs. Seton Hall, 2008
  - Rebounds ..... 17, Jeff Allen, Virginia Tech vs. Seton Hall, 2008
  - Rebounds ..... 16, Nichaeus Doaks, Chattanooga vs. Memphis, 2008
  - Rebounds ..... 16, Antonio Pena, Villanova vs. Ole Miss, 2009 (championship game)
  - Rebounds ..... 15, Anthony King, Miami vs. Virginia Commonwealth, 2007
- **Assists** ..... 10, Joe Mazzulla, West Virginia vs. Minnesota, 2010 (championship game)
  - Assists ..... 9, Kendall Marshall, North Carolina vs. Hofstra, 2010
  - Assists ..... 9, Blake Hofferbar, Minnesota vs. Western Kentucky, 2010
  - Assists ..... 8, Daniel Hackett, USC vs. Seton Hall, 2008
  - Assists ..... 8, A.D. Vassallo, Virginia Tech vs. Xavier, 2008
  - Assists ..... 8, Lanny Smith, Houston vs. College of Charleston, 2007
  - Assists ..... 8, Luke Hancock, George Mason vs. Indiana, 2009
  - Assists ..... 8, Iman Shumpert, Georgia Tech vs. Boston University, 2009
  - Assists ..... 7, David Devezin, Marist vs. Houston, 2007
  - Assists ..... 7, Jonathan Han, Marist vs. Chattanooga, 2008
  - Assists ..... 7, Eniel Polynice, Ole Miss vs. Indiana, 2009
  - Assists ..... 7, Luke Hancock, George Mason vs. Georgia Tech, 2009
  - Assists ..... 7, Brandon Richardson, Nebraska vs. Hofstra, 2010
- **Field goals made** ..... 12, Robert McKiver, Houston vs. Charleston, 2007
  - ..... 12, Murphy Holloway, Ole Miss vs. Indiana, 2009
- **Field goals attempted** ..... 25, Robert McKiver, Houston vs. Charleston, 2007
- **3-point Field goals made** ..... 9, Robert McKiver, Houston vs. Charleston, 2007
- **3-point Field goals attempted** ..... 20, Robert McKiver, Houston vs. Charleston, 2007
- **Free throws made** ..... 14, Corey Fisher, Villanova vs. George Mason, 2009
- **Free throws attempted** ..... 18, Corey Fisher, Villanova vs. George Mason, 2009
- **Offensive Rebounds** ..... 10, Taj Gibson, USC vs. Seton Hall, 2008
- **Defensive Rebounds** ..... 12, John Garcia, Seton Hall vs. USC, 2008
- **Turnovers** ..... 9, Jack McClinton, Miami vs. VCU, 2007
- **Blocked shots** ..... 7, Mike Morrison, George Mason vs. Indiana, 2009
  - ..... 7, Ralph Sampson III, Minnesota vs. Western Kentucky, 2010
- **Steals** ..... 6, Brian McKenzie, Providence vs. Arkansas, 2007
  - ..... 6, J. T. Tiller, Missouri vs. Xavier, 2008

## 5-hour ENERGY® Puerto Rico Tip-Off Tournament Leaders (2007-2010)

<b>Scoring Leaders, School, Year</b>	<b>GP</b>	<b>PTS</b>	<b>AVG.</b>	<b>Blocked Shots Leaders, School, Year</b>	<b>GP</b>	<b>BLK</b>	<b>AVG.</b>
Robert McKiver, Houston, 2007	3	71	23.7	Taj Gibson, USC, 2008	3	10	3.3
Jeremy Hazell, Seton Hall, 2008	3	70	23.3	Anthony King, Miami, 2007 (champions)	3	9	3.0
Casey Mitchell, West Virginia, 2010	3	70	23.3	Jeff Allen, Virginia Tech, 2008	3	9	3.0
Chris Warren, Ole Miss, 2009	3	67	22.3	Anthony Johnson, Fairfield, 2008	3	8	2.7
Dionte Christmas, Temple, 2007	3	66	22.0	Mike Morrison, George Mason, 2009	3	8	2.7
Charles Jenkins, Hofstra, 2010	3	66	22.0	Ralph Sampson III, Minnesota, 2010	3	8	2.7
John Jenkins, Vanderbilt, 2010	3	65	21.7	Sergio Olmos, Temple, 2007	3	7	2.3
John Holland, Boston University, 2009	3	64	21.3	Shawn Taggart, Memphis, 2008	3	7	2.3
Demarre Carroll, Missouri, 2008	3	61	20.3	Reginald Buckner, Ole Miss, 2009	3	7	2.3
Jeff Allen, Virginia Tech, 2008	3	57	19.0	Kenny Frease, Xavier, 2008	3	6	2.0
Jacob Pullen, Kansas State, 2009	3	57	19.0				
Mark Tyndale, Temple, 2007	3	52	17.3	<b>Field Goal Leaders, School, Year</b>	<b>FGM</b>	<b>FGA</b>	<b>PCT.</b>
Malcolm Delaney, Virginia Tech, 2008	3	50	16.7	Derrick Favors, Georgia Tech, 2009	17	21	81.0
A.D. Vassallo, Virginia Tech, 2008	3	50	16.7	Zachery Peacock, Georgia Tech, 2009	14	19	73.7
				Trevor Mbakwe, Minnesota, 2010	17	24	70.8
<b>Rebounding Leaders, School, Year</b>	<b>GP</b>	<b>REB</b>	<b>AVG.</b>	Antonio Pena, Villanova, 2009 (champions)	16	23	69.6
Taj Gibson, USC, 2008	3	41	13.7	Jamel McLean, Xavier, 2008 (champions)	11	16	68.8
Nicchaeus Doaks, Chattanooga, 2008	3	39	13.0	Murphy Holloway, Ole Miss, 2009	21	32	65.6
Jeff Allen, Virginia Tech, 2008	3	36	12.0	Charles Jenkins, Hofstra, 2010	26	43	60.5
John Garcia, Seton Hall, 2008	3	35	11.7	John Garcia, Seton Hall, 2008	12	20	60.0
Gani Lawal, Georgia Tech, 2009	3	35	11.7	Jamar Samuels, Kansas State, 2009	9	15	60.0
Antonio Pena, Villanova, 2009 (champions)	3	35	11.7	Demarre Carroll, Missouri, 2008	25	42	59.5
John Henson, North Carolina, 2010	3	31	10.3	Ralph Sampson III, Minnesota, 2010 (champions)	13	22	59.1
Leonard Washington, USC, 2008	3	29	9.7	Greg Nero, Fairfield, 2008	16	28	57.1
Anthony King, Miami, 2007 (champions)	3	28	9.3	Lance Jeter, Nebraska, 2010	12	21	57.1
				Jorge Brian Diaz, Nebraska, 2010	13	23	56.5
<b>Assist Leaders, School, Year</b>	<b>GP</b>	<b>AST</b>	<b>AVG.</b>	Taj Gibson, USC, 2008	18	32	56.3
Daniel Hackett, USC, 2008	3	22	7.3	Darian Townes, Arkansas, 2007	14	25	56.0
Jonathan Han, Fairfield, 2008	3	18	6.0	De'Mon Brooks, Davidson, 2010	14	25	56.0
Eric Maynor, VCU, 2007	3	17	5.7	Jack McClinton, Miami, 2007 (champions)	22	40	55.0
Luke Hancock, George Mason	3	17	5.7	Jeff Allen, Virginia Tech, 2008	22	40	55.0
Antonio Anderson, Memphis, 2008	3	16	5.3	Leonard Washington, USC, 2008	11	20	55.0
Kendell Marshall, North Carolina, 2010	3	15	5.0	J.T. Tiller, Missouri, 2008	12	22	54.5
Malcolm Delaney, Virginia Tech, 2008	3	14	4.7				
Jamal Crook, Western Kentucky, 2010	3	14	4.7	<b>3-Point FG Leaders, School, Year</b>	<b>3FGM</b>	<b>3FGA</b>	<b>PCT.</b>
David Devezin, Marist, 2007	3	13	4.3	Tyler Morris, Boston University, 2009	7	11	63.6
Zaire Taylor, Missouri, 2008	3	13	4.3	Jack McClinton, Miami, 2007 (champions)	9	16	56.3
A.D. Vassallo, Virginia Tech, 2008	3	13	4.3	Brian Asbury, Miami, 2007 (champions)	5	9	55.6
Eugene Harvey, Seton Hall, 2008	3	13	4.3	J.T. Tiller, Missouri, 2008	5	9	55.6
Lance Jeter, Nebraska, 2010	3	13	4.3	Luke Fabrizio, Dayton, 2009	11	20	55.0
Joe Mazzulla, West Virginia, 2010	3	13	4.3	Reggie Bullock, North Carolina, 2010	6	11	54.5
Brad Tinsley, Vanderbilt, 2010	3	13	4.3	Ben Farmer, Marist, 2007	8	15	53.3
				Herbie Allen, Fairfield, 2008	7	14	50.0
<b>Steals Leaders, School, Year</b>	<b>GP</b>	<b>STL</b>	<b>AVG.</b>	Casey Mitchell, West Virginia, 2010	12	25	48.0
J.T. Tiller, Missouri, 2008	3	11	3.7	Tony White, Charleston, 2007	10	21	47.6
Brian McKenzie, Providence, 2007	3	9	3.0	James Dews, Miami, 2007 (champions)	7	15	46.7
Jeremy Hazell, Seton Hall, 2008	3	8	2.7				
Charles Jenkins, Hofstra, 2010	3	8	2.7	<b>Free throw leaders, School, Year</b>	<b>FTM</b>	<b>FTA</b>	<b>PCT.</b>
Dwain Williams, Providence, 2007	3	7	2.3	Terrell Holloway, Xavier, 2008 (champions)	20	20	100.0
Antwaine Wiggins, Charleston, 2007	3	7	2.3	Tyler Morris, Boston University, 2009	12	12	100.0
Dionte Christmas, Temple, 2007	3	7	2.3	Casey Mitchell, West Virginia, 2010	16	17	94.1
Demarre Carroll, Missouri, 2008	3	7	2.3	Dwain Williams, Providence, 2007	13	14	92.9
Maurice Creek, Indiana, 2009	3	7	2.3	Tyreke Evans, Memphis, 2008	12	13	92.3
Greg Washington, Hofstra, 2010	3	7	2.3	Brandon Ubel, Nebraska, 2010	9	10	90.0
Ken Brown, Western Kentucky, 2010	3	7	2.3	Robert McKiver, Houston, 2007	17	19	89.5
10 players with	3	6	2.0	John Jenkins, Vanderbilt, 2010	25	28	89.3
				Christ Johnson, Dayton, 2009	8	9	88.9
				Mark Tyndale, Temple, 2007	18	21	85.7
				B.J. Raymond, Xavier, 2008	12	14	85.7
				Jake O'Brien, Boston University, 2009	12	14	85.7
				John Holland, Boston University, 2009	22	26	84.6
				Mike Moore, Hofstra, 2010	9	11	81.8
				Darryl Bryant, West Virginia, 2010	13	16	81.3

## 5-hour ENERGY® Puerto Rico Tip-Off Tournament Double-Doubles (2007-2010)

Double-Double Tourney, School, Year .....	Rebounds Per Game.....	Points Per Game
Taj Gibson, USC, 2008.....	13.7.....	15.7
Nicchaeus Doaks, Chattanooga, 2008 .....	13.0.....	14.7
Jeff Allen, Virginia Tech, 2008.....	12.0.....	19.0
Gani Lawal, Georgia Tech, 2009.....	11.7.....	14.7
Antonio Pena, Villanova, 2009 (most outstanding player) .....	11.7.....	13.3

## 5-hour ENERGY® Puerto Rico Tip-Off Double-Doubles (2007-2010, \*Championship Game)

Player, School vs. Opponent, Year .....	Rebounds.....	Points
Anthony King, Miami vs. VCU, 2007 .....	15.....	10
Nicchaeus Doaks, Chattanooga vs. Memphis, 2008 .....	16.....	15
Shawn Taggart, Memphis vs. Chattanooga, 2008.....	11.....	16
Taj Gibson, USC vs. Seton Hall, 2008 .....	18.....	19
John Garcia, Seton Hall vs. USC, 2008 .....	18.....	11
Leo Lyons, Missouri vs. Fairfield, 2008 .....	10.....	12
Jeff Allen, Virginia Tech vs. Xavier, 2008 .....	11.....	22
Nicchaeus Doaks, Chattanooga vs. USC, 2008.....	15.....	14
Taj Gibson, USC vs. Chattanooga, 2008 .....	15.....	17
John Garcia, Seton Hall vs. Memphis, 2008.....	12.....	10
Demarre Carroll, Missouri vs. USC, 2008.....	11.....	29
Jeff Allen, Virginia Tech vs. Seton Hall, 2008.....	17.....	17
Robert Dozier, Memphis vs. Xavier, 2008*.....	11.....	10
Antonio Pena, Villanova vs. Mason, 2009 .....	12.....	10
Gani Lawal, Georgia Tech vs. Mason, 2009.....	14.....	18
Jake O'Brien, Boston University vs. Indiana, 2009.....	13.....	14
Murphy Holloway, Ole Miss vs. Kansas State, 2009 .....	10.....	10
Curtis Kelly, Kansas State vs. Ole Miss, 2009.....	10.....	18
Mike Morrison, Mason vs. Indiana, 2009.....	13.....	17
Derrick Favors, Georgia Tech vs. Boston, 2009.....	10.....	14
Gani Lawal, Georgia Tech vs. Boston, 2009 .....	13.....	17
Chris Wright, Dayton vs. Kansas State, 2009.....	10.....	15
Antonio Pena, Villanova vs. Ole Miss, 2009*.....	12.....	10
John Henson, North Carolina vs. Hofstra, 2010 .....	11.....	12
Sergio Kersch, W. Kentucky vs. Minnesota, 2010.....	13.....	13
Trevor Mbakwe, Minnesota vs. W. Kentucky, 2010.....	10.....	18
Kevin Jones, West Virginia vs. Vanderbilt, 2010 .....	11.....	12
Juan Pattillo, Western Kentucky vs. Hofstra, 2010.....	10.....	17
Mike Moore, Hofstra vs. Western Kentucky, 2010.....	11.....	15
Juan Pattillo, Western Kentucky vs. Davidson, 2010 .....	11.....	15
Tyler Zeller, North Carolina vs. Vanderbilt, 2010.....	10.....	20

## 5-hour ENERGY® Puerto Rico Tip-Off Players In the NBA Draft

### 2011 Draft

- Charles Jenkins, Hofstra 2011 (pick 44 by Golden State Warriors)
- Iman Shumpert, Georgia Tech 2009 (pick 17 by New York Knicks)
- Marshon Brooks, Providence 2007 (pick 25 by Boston Celtics, rights traded to New Jersey Nets)
- Lavoy Allen, Temple 2007 (pick 50 by Philadelphia 76ers)

### 2010 Draft

- Derrick Favors, Georgia Tech 2009 (pick 3 by New Jersey Nets)
- Larry Sanders, Virginia Commonwealth 2007 (pick 15 by Milwaukee Bucks)
- Terrico White, Mississippi 2009 (pick 36 by Detroit Pistons)
- Gani Lawal, Georgia Tech 2009 (pick 46 by Phoenix Suns)
- Dwayne Collins, Miami 2007 (pick 60 by Phoenix Suns)

### 2009 Draft

- Tyreke Evans, Memphis 2008 (pick 4 by Sacramento Kings)
- DeMar DeRozan, USC 2008 (pick 9 by Toronto Raptors)
- Eric Maynor, Virginia Commonwealth 2008) (pick 20 by Utah Jazz)
- Taj Gibson, USC 2008 (pick 26 by Chicago Bulls)
- DeMarre Carroll, Missouri 2008 (pick 27 by Memphis Grizzlies)
- Derrick Brown, Xavier 2008 (pick 40 by Charlotte Bobcats)
- Jack McClinton, Miami 2007 (pick 51 by San Antonio Spurs)
- Robert Dozier, Memphis 2008 (pick 60 by Miami Heat)


### 2008 Draft

- Sonny Weems, Arkansas 2007 (pick 39 by Chicago Bulls, traded to Denver Nuggets)

# University of Alabama

www.RollTide.com

**Location** - Tuscaloosa, Ala.  
**Founded** - April 12, 1831  
**Enrollment** - 30,232  
**Nickname** - Crimson Tide  
**Colors** - Crimson & White  
**Conference** - Southeastern  
**President** - Dr. Robert E. Wit  
**Athletics Director** - Mal Moore  
**Head Coach** - Anthony Grant  
**Telephone** - 205/348-4551  
**Years at School, Record** - two seasons, 41-26  
**Overall Years, Record** - five seasons, 117-51  
**Assistant Coaches** - Dan Hipsher, John Brannen, Tony Pujol  
**Operations Director** - Antoine Pettway  
**Basketball SID** - Ty Patton, tpatton@ia.ua.edu, 205/348-6084  
**2010-2011 Record** - 25-12, NIT Runner-up  
**2010-2011 SEC Record** - 12-4, 1st West



## 2011-2012 Crimson Tide Roster

No.	Player	Pos.	Ht.	Wt.	Class	Hometown/School
11	Keon Blackledge	G	6-3	205	JR	Hoover, Ala. (Morehouse)
21	Rodney Cooper	G	6-6	205	FR	Phenix City, Ala. (Russell County)
10	Ben Eblen	G	6-0	191	JR	Isle of Palms, S.C. (Florida Air Academy)
4	Carl Engstrom	C	7-1	250	SO	Ystad, Sweden (Sydskanska Gymnasiet)
1	JaMychal Green	F	6-8	228	SR	Montgomery, Ala. (St. Jude)
14	Moussa Gueye	C	7-0	280	SO	Dakar, Senegal (Lake Land College)
2	Charles Hankerson, Jr.	G/F	6-5	210	SO	Miami, Fla. (Coral Reef)
15	Nick Jacobs	F	6-8	250	FR	Atlanta, Ga. (South Atlanta)
3	Trevor Lacey	G	6-3	200	FR	Huntsville, Ala. (Butler)
5	Tony Mitchell	F	6-6	210	JR	Swainsboro, Ga. (Central Park Christian)
32	Retin Obasohan	G	6-1	205	FR	Antwerp, Belgium (K.A. Redingenhof)
20	Levi Randolph	G	6-5	185	FR	Madison, Ala. (Bob Jones)
12	Trevor Releford	G	6-1	180	SO	Kansas City, Mo. (Bishop Miege)

## 2011-2012 Alabama Schedule (all time Central)

N7	Alabama-Huntsville (EXH)W 67-60	D21	Okla. St. at Birmingham, 8 p.m.	F11	at LSU, TBA
N11	North Florida, 7 p.m.	D29	Jacksonville, TBA	F14	Florida, 6 p.m.
N14	Oakland, 7 p.m.	J3	at Georgia Tech, TBA	F18	Tennessee, 12:30 p.m.
N17	Maryland*, 4 p.m.	J7	at Georgia, 6 p.m.	F23	at Arkansas, 6 p.m.
N18	Colorado/Wichita St.*, 5:30/8 p.m.	J11	LSU, 8 p.m.	F25	Mississippi State, 5 p.m.
N20	TBD*, TBA	J14	at Mississippi State, 3 p.m.	F29	Auburn, 7 p.m.
N23	Alabama A&M, TBA	J19	Vanderbilt, 6 p.m.	M3	at Ole Miss, 3 p.m.
N27	VCU, TBA	J21	at Kentucky, 11 a.m.	M8-11	SEC at New Orleans
D1	Georgetown, 8:30 p.m.	J25	at South Carolina, 7 p.m.	*5-hour ENERGY® Puerto Rico Tip-Off at San Juan	
D7	at Dayton, TBA	J28	Arkansas, 12:30 p.m.		
D11	vs. Detroit, TBA	F4	Ole Miss, TBA		
D17	vs. Kan. St. at Kansas City, TBA	F7	at Auburn, 8 p.m.		

2010-2011 Statistics	YEAR	GP	MIN	PPG	RPG	APG	SPG	BPG	TPG	FG%	FT%	3P%
JaMychal Green	JR	34	27.9	15.5	7.5	1.4	1.4	2.1	2.8	50.8%	73.7%	100.0%
Tony Mitchell	SO	37	31.5	15.2	7.1	1.3	1.6	1.1	1.7	52.2%	65.8%	31.6%
Trevor Releford	FR	37	31.3	11.0	3.3	3.4	1.6	0.1	2.6	47.9%	75.2%	27.9%
Charvez Davis	SR	37	28.2	8.5	2.1	1.4	0.8	0.1	1.2	36.2%	83.9%	34.6%
Senario Hillman	SR	37	20.9	6.4	2.5	1.7	1.4	0.2	1.7	39.8%	77.3%	21.4%
Chris Hines	SR	37	28.6	5.5	6.1	1.3	1.5	1.5	1.7	47.9%	60.0%	0.0%

**ALABAMA'S IN-SEASON TOURNAMENT NOTES** - Alabama has competed in a total of 85 regular-season tournaments, capturing 30 titles while compiling an overall record of 127-73 (.635) heading in to the Puerto Rico Tip Off. Alabama's most recent regular season tournament championship was in 2007 when the Crimson Tide defeated Wofford (80-73), Texas-Pan American (75-65), Missouri State (81-73), and Iowa State (83-68) to win the 2007 Findlay Toyota Las Vegas Classic. That title came on the heels of the team's 2006 Paradise Jam title. Since those two tournament championships, the Crimson Tide went 2-1 in the 2008 EA Sports Maui Invitational and the 2009 Old Spice Classic, respectively, but was winless in last season's Paradise Jam.

# University of Colorado

[www.CUBuffs.com](http://www.CUBuffs.com)

**Location** - Boulder, Colo.

**Founded** - 1876

**Enrollment** - 29,952

**Nickname** - Buffaloes (Buffs)

**Colors** - Silver, Black & Gold

**Conference** - Pac-12

**President** - Bruce Benson

**Athletics Director** - Mike Bohn

**Head Coach** - Tad Boyle

**Telephone** - 303/492-6877

**Years at School, Record** - one season, 24-14

**Overall Years, Record** - five seasons, 80-80

**Assistant Coaches** - Jean Prioleau, Mike Rohn, Tom Abatemarco

**Operations Director** - Rodney Billups

**Basketball SID** - Andrew R. Green, [andrew.green@colorado.edu](mailto:andrew.green@colorado.edu), 720/470-9780

**2010-2011 Record** - 24-14, NIT "Final Four"

**2010-2011 Big 12 Record** - 8-8, T5th



## 2011-2012 Buff Roster

No.	Player	Pos.	Ht.	Wt.	Class	Hometown/School
31	Jeremy Adams	G	6-5	215	SO	Madison, Miss. (Navarro JC [Texas]) (Madison Central HS)
0	Askia Booker	G	6-1	160	FR	Los Angeles, Calif. (Price HS)
30	Carlton Brown	G	6-5	215	SR	Riverside, Calif. (Utah) (Martin Luther King HS)
23	Sabatino Chen	G	6-4	185	JR	Louisville, Colo. (Denver) (Monarch HS)
25	Spencer Dinwiddie	G	6-5	190	FR	Woodland Hills, Calif. (Taft HS)
33	Austin Dufault	F	6-9	225	SR	Killdeer, N.D. (Killdeer HS)
55	Trey Eckloff	F	6-10	230	SR	Englewood, Colo. (Cherry Creek HS)
14	Beau Gamble	G	6-0	175	SO	Boulder, Colo. (Santa Clara) (Fairview HS)
15	Shane Harris-Tunks	F/C	6-11	245	SO	Liverpool, NSW, Australia (Australian Institute of Sport)
32	Ben Mills	C	7-0	220	SO	Hartland, Wis. (Arrowhead HS)
21	André Roberson	G	6-7	210	SO	San Antonio, Texas (Wagner HS)
2	Shannon Sharpe	G	6-1	210	SO	Corona, Calif. (Centennial HS)
1	Nate Tomlinson	G	6-3	185	SR	Sydney, Australia (Lee Academy [Maine])
5	Beau Webb	G	6-4	190	FR	Long Tree, Colo. (Arapahoe HS)

## 2011-2012 CU Schedule (all times Mountain)

N11	Fort Lewis College, 8 p.m.	D28	New Orleans, 7 p.m.	F4	Oregon, 7 p.m.
N17	Wichita State*, 5:30 p.m.	D31	Utah, 4 p.m.	F9	at Arizona, 6:30 p.m.
N18	Alabama/Maryland, 4:30 p.m./7 p.m.	J5	Washington, 7 p.m.	F11	at Arizona State, 4:30 p.m.
N20	TBD*, TBA	J7	Washington State, 2 p.m.	F18	at Utah, 3 p.m.
N23	at Air Force, 7 p.m.	J12	at California, 9 p.m.	F23	Stanford, 7 p.m.
N28	Georgia, 6:30 p.m.	J14	at Stanford, 2 p.m.	F26	California, 3:30 p.m.
N30	at Colorado State, 6 p.m.	J19	Arizona State, 6:30 p.m.	M1	at Oregon, TBA
D7	Fresno State, 7 p.m.	J21	Arizona, 4 p.m.	M3	at Oregon State, TBA
D9	Wyoming, 7 p.m.	J26	at USC, 8:30 p.m.	M7-10	Pac-12 at Los Angeles
D19	CSU Bakersfield, 7 p.m.	J28	at UCLA, 2 p.m.		*5-hour ENERGY® Puerto Rico Tip-Off at San Juan
D22	Texas Southern, 7 p.m.	F2	Oregon State, 7 p.m.		

2010-2011 Statistics	YEAR	GP	MIN	PPG	RPG	APG	SPG	BPG	TPG	FG%	FT%	3P%
Alec Burks	SO	38	31.4	20.5	6.5	2.9	1.1	0.3	2.6	46.9%	82.5%	29.2%
Cory Higgins	SR	38	32.2	16.1	3.3	2.5	1.0	0.4	2.1	43.4%	86.6%	34.0%
Levi Knutson	SR	38	26.8	11.7	2.9	1.0	0.6	0.1	0.8	50.6%	90.4%	47.4%
Marcus Relphorde	SR	38	28.1	11.2	4.3	2.2	1.0	0.1	2.3	43.4%	77.9%	39.4%
Andre Roberson	FR	38	22.3	6.7	7.8	0.9	1.3	1.1	1.2	58.0%	55.3%	34.3%
Austin Dufault	JR	38	22.2	6.6	4.2	0.7	0.6	0.6	0.7	52.3%	62.9%	19.2%
Nate Tomlinson	JR	34	20.2	3.1	1.7	2.5	0.9	0.1	1.2	50.0%	52.9%	46.3%

**CU'S IN-SEASON TOURNAMENT NOTES** - Colorado has participated in 109 regular season tournaments since the 1947-48 season generating a 79-82 record (.491). The majority of mid-season tournaments began with the Big Seven/Big Eight Holiday Tournament in 1947 (39-57, .406). Although CU did not win all three games of the tourney ending in 1978-79, the Buffaloes did win two of three games 11 times. CU claimed five championships at the Mile Classic played in Denver and Boulder from 1987-1995 (11-3, .786). Since the 1965-66 season through the 2010-11 campaign, the Buffs have made 18 trips throughout North America and the Caribbean. The last time Colorado won a mid-season tournament was the 2002-03 Pepsi Classic in Charlotte, N.C. winning all three games against Louisiana-Lafayette (75-56), Charlotte (76-74) and Loyola-Chicago (76-72). CU played in San Juan in November 1998 by losing to Kentucky (64-52) and Xavier (74-61) before defeating American-Puerto Rico (101-56).

**Iona College**  
www.ICGaels.com

**Location** - New Rochelle, N. Y.  
**Founded** - 1940  
**Enrollment** - 3,322  
**Nickname** - Gaels  
**Colors** - Maroon & Gold  
**Conference** - Metro Atlantic Athletic  
**President** - Dr. Joseph Nyre  
**Athletic Director** - To be announced  
**Head Coach** - Tim Cluess  
**Telephone** - 914/633-2304  
**Years at School, Record** - one season, 25-12  
**Overall Years, Record** - five seasons, 123-35  
**Assistant Coaches** - Jared Grasso, Mark Calzonetti, Garee Bryant  
**Operations Director** - Bob Paul  
**Basketball SID** - Brian Beyrer, bbeyrer@iona.edu, 914/497-3136  
**2010-2011 Record** - 25-12  
**2010-2011 MAAC Record** - 13-5, T2nd



**2011-2012 Gael Roster**

No.	Player	Pos.	Ht.	Wt.	Class	Hometown/previous school)
22	Sean Armand	G	6-3	190	SO	Brooklyn, N.Y./CJEOTO Academy (N.J.)/Jacqueline Onassis
23	Randy Dezouvre	G-F	6-5	210	SR	Montreal, Quebec/Monroe (N.Y.)/Champlain St. Lambert
35	Kristian Duravcevic	F	6-8	215	SO	Bronx, N.Y./Fordham Prep
11	Trinity Fields	G	6-2	175	SR	Queens, N.Y./Cardozo
1	Mike Glover	F	6-7	215	SR	Bronx, N.Y./Eastern Utah/American Christian Acad. (Pa.)
30	Josh Gomez	C	6-10	200	FR	Bronx, N.Y./Rice
12	Ra'Shad James	G	6-1	183	JR	White Plains, N.Y./St. Thomas Aquinas / White Plains
10	Jermel Jenkins	G	5-11	185	SR	Union, N.J./ St. Patrick
2	Lamont Jones	G	6-0	196	JR	Harlem, N.Y./Arizona/Oak Hill Academy (Va.)
3	Scott Machado	G	6-1	180	SR	Queens, N.Y./St. Benedict's Prep (N.J.)
32	Nyandigisi Moikubo	F	6-7	205	JR	Seattle, Wash./Cochise JC (Ariz.) / Rainier Beach
0	Taaj Ridley	F	6-7	215	JR	Bronx, N.Y./Lawson State CC (Ala.)/John F. Kennedy
33	Kyle Smyth	G	6-4	185	JR	River Edge, N.J./Don Bosco Prep

**2011-2012 Iona Schedule (all times Eastern)**

N17	Purdue*, 1 p.m.	D29	at Hofstra, 7 p.m.	F10	at Loyola (Md.), TBA
N18	Temple/W. Mich., 1 or 3:30 p.m.	J3	Siena at New York, 9 p.m.	F12	Marist, 7 p.m.
N20	TBD, TBA	J6	Niagara, 7 p.m.	F15	at Rider, TBA
N23	St. Joseph's (Pa.), 7 p.m.	J8	at Marist, TBA	F17-18	ESPNU Bracketbusters, TBA
N28	Long Island, 7 p.m.	J12	Manhattan, 7 p.m.	F24	Fairfield, 7 p.m.
D2	at Canisius, 7 p.m.	J15	Loyola (Md.), 3:30 p.m.	F26	Saint Peter's, 3:30 p.m.
D4	at Niagara, 2 p.m.	J20	Rider, 7 p.m.	M1-5	MAAC Tournament at Springfield
D7	at Denver, 9 p.m.	J23	at Siena, 7 p.m.		*5-hour ENERGY® Puerto Rico Tip-Off at San Juan
D11	at Marshall, TBA	J27	at Fairfield, TBA		
D14	at Richmond, TBA	J29	at Saint Peter's, TBA		
D17	at Vermont, 1 p.m.	F2	Canisius, 7 p.m.		
D21	at William & Mary, 7 p.m.	F4	at Manhattan, TBA		


2010-2011 Statistics	YEAR	GP	MIN	PPG	RPG	APG	SPG	BPG	TPG	FG%	FT%	3P%
Michael Glover	JR	37	34.3	18.4	10.1	0.9	0.8	0.9	2.3	61.0%	62.3%	0.0%
Scott Machado	JR	37	34.2	13.2	3.9	7.6	1.3	0.2	3.5	41.0%	67.5%	32.0%
Kyle Smyth	SO	33	27.3	10.1	2.3	1.2	1.1	0.1	0.6	45.1%	67.4%	39.3%
Jermel Jenkins	JR	37	27.4	9.2	2.4	2.6	1.2	0.0	1.5	38.3%	76.5%	37.9%
Rashon Dwight	SR	36	23.6	8.4	2.7	2.3	1.3	0.4	1.8	39.8%	80.0%	40.4%
Alejo Rodriguez	SR	36	24.8	6.6	6.7	1.0	0.8	1.1	1.0	69.9%	53.8%	0.0%
Sean Armand	FR	37	10.9	6.4	1.3	0.4	0.3	0.1	0.5	41.2%	62.5%	42.1%

**IONA'S IN-SEASON TOURNAMENT NOTES** - Iona fell to 48-66 (.421) all-time at in-season tournaments after losing all three contests in the 2010 World Vision Classic at Cleveland State. The squad topped Creighton in its final contest of the 2009 Old Spice Classic at Walt Disney World to forge a 1-2 record in the tourney. The Gaels snapped a seven-game losing skid with its win over Valparaiso at the 2008 Paradise Jam in St. Thomas, USVI. Three years ago, the Maroon & Gold dropped four games in the Las Vegas Invitational (UNC, ODU, Jackson State and South Carolina State). In 2006-2007, the squad fell to Winthrop and Sacred Heart in the NIT Season Tipoff. In 2005-2006, the Gaels won the American Family Insurance Cyclone Challenge by defeating Howard, Portland State and host Iowa State over the Thanksgiving Holiday in Ames.

# University of Maryland

[www.umterps.com](http://www.umterps.com)

**Location** - College Park, Md.  
**Founded** - 1856  
**Enrollment** - 37,000  
**Nickname** - Terrapins, Terps  
**Colors** - Red, White, Black & Gold  
**Conference** - Atlantic Coast  
**President** - Dr. Wallace Loh  
**Athletics Director** - Kevin Anderson  
**Head Coach** - Mark Turgeon  
**Telephone** - 402/472-2265  
**Years at School, Record** - First season  
**Overall Years, Record** - 13 seasons, 250-159  
**Assistant Coaches** - Dalonte Hill, Orlando Ranson, Scott Spinelli  
**Operations Director** - Dustin Clark  
**Basketball SID** - Doug Dull, ddull@umd.edu, 301/314-1482  
**2009-2010 Record** - 19-14  
**2009-2010 Big 12 Record** - 7-9, T7th



## 2011-2012 Terp Roster

No.	Player	Pos.	Ht.	Wt.	Class	Hometown/School
23	John Auslander	F	6-7	225	SO	Herndon, Va. (Greensboro College/Herndon HS)
15	Spencer Barks	F	6-9	225	FR	Poolesville, Md. (St. Albans HS)
22	Jon Dillard	G	5-11	165	SR	Yorktown, Va. (Tabb HS)
5	Nick Faust	G	6-6	175	FR	Baltimore, Md. (Baltimore City College HS)
21	Pe'Shon Howard	G	6-3	195	SO	Los Angeles, Calif. (Oak Hill Academy)
25	Alex Len	C	7-1	225	FR	Antratsit, Ukraine
14	Sean Mosley	G	6-4	210	SR	Baltimore, Md. (St. Frances Academy)
35	James Padgett	F	6-8	225	JR	Brooklyn, N.Y. (Lincoln HS)
42	Ashton Pankey	F	6-9	220	FR	Bronx, N.Y. (St. Anthony HS)
11	Mychal Parker	F	6-5	195	SO	Washington, N.C. (Miller School)
13	Arnold Richmond	G	5-11	175	FR	Suitland, Md. (Crossland HS)
12	Terrell Stoglin	G	6-1	185	SO	Tucson, Ariz. (Santa Rita HS)
4	Jacob Susskind	G	6-5	180	FR	West Orange, N. J. (Golda Och Academy)
24	Jonathan Thomas	G	6-2	170	JR	Frederick, Md. (Tuscarora HS)
10	Berend Weijs	C	6-10	200	SR	Amsterdam, Netherlands (Harcum (Pa.) College/Ichthus HS)

## 2011-2012 Maryland Schedule (all time Eastern)

N4	Northwood (EXH).....	W 89-84	D31	Samford, 2 p.m.	F11	at Duke, 4 p.m.
N13	UNC Wilmington, 8 p.m.		J3	Cornell, 8 p.m.	F16	Boston College, 9 p.m.
N17	Alabama*, 5 p.m.		J8	at North Carolina State, 6 p.m.	F18	at Virginia, 1 p.m.
N18	Colo./Wichita St.*, 6:30 or 9 p.m.		J11	Wake Forest, 7 p.m.	F21	Miami, 8 p.m.
N20	TBD*, TBA		J15	Georgia Tech, 4 p.m.	F25	at Georgia Tech, 2:30 p.m.
N25	Florida Gulf Coast, 7 p.m.		J17	at Florida State, 9 p.m.	F29	at North Carolina, 7 p.m.
N29	Illinois, 7:30 p.m.		J21	at Temple, 11 a.m.	M4	Virginia, 2 p.m.
D4	Notre Dame at D.C., 4:45 p.m.		J25	Duke, 9 p.m.	M8-11	ACC at Atlanta
D7	Mount St. Mary's, 8 p.m.		J28	Virginia Tech, 2:30 p.m.		*5-hour ENERGY@ Puerto Rico Tip-Off at San Juan
D14	FIU, 7 p.m.		F1	at Miami, 8 p.m.		
D23	Radford, 8 p.m.		F4	North Carolina, 4 p.m.		
D28	Albany, 8 p.m.		F7	at Clemson, 7 p.m.		

2010-2011 Statistics	YEAR	GP	MIN	PPG	RPG	APG	SPG	BPG	TPG	FG%	FT%	3P%
Jordan Williams	SO	33	32.5	16.9	11.8	0.6	0.7	1.4	1.6	53.8%	57.5%	0.0%
Terrell Stoglin	FR	33	21.5	11.4	1.3	3.3	0.8	0.1	2.3	46.0%	82.7%	35.9%
Cliff Tucker	SR	33	23.9	9.6	3.5	2.2	0.8	0.3	1.6	42.9%	67.2%	35.7%
Dino Gregory	SR	33	29.4	9.1	5.8	0.8	0.8	1.3	1.1	51.0%	76.4%	50.0%
Adrian Bowie	SR	33	24.8	8.8	3.0	3.5	1.1	0.2	1.8	46.6%	76.6%	34.2%
Sean Mosley	JR	33	24.6	8.1	3.8	2.2	1.2	0.3	1.9	41.3%	76.6%	26.9%
Pe'Shon Howard	FR	33	18.5	5.4	1.7	3.2	0.8	0.1	1.7	42.3%	68.0%	35.9%

**MARYLAND'S IN-SEASON TOURNAMENT NOTES** - Maryland has competed in a total of 66 regular-season tournaments, capturing 28 titles while compiling an overall record of 106-47 (.693). This will be Maryland's first time competing in the Puerto Rico Tip-Off, but the Terps have been to the island before, competing in the Puerto Rico Shootout in 1998. The Terps won all three games in that event to capture the tournament title. Maryland last captured a regular-season tournament title in 2006, as it defeated Hampton (102-75), Vermont (81-63), St. John's (92-60) and Michigan State (62-60) in the Coaches vs. Cancer Classic at Madison Square Garden in New York City.

**Location** - West Lafayette, Ind.

**Founded** - 1869

**Enrollment** - 39,726

**Nickname** – Boilermakers

**Colors** - Old Gold & Black

**Conference** - Big 10

**President** - France Córdoba

**Athletic Director** - Morgan J. Burke

**Head Coach** - Matt Painter

**Telephone** - 765/494-3214

**Years at School, Record** - six seasons, 138-64

**Overall Years, Record** - seven seasons, 163-69

**Assistant Coaches** - Jack Owens, Micah Shrewsberry, Greg Gary

**Supervisor of Basketball Operations** - Elliot Bloom

**Basketball SID** - Cory Walton, cdwalton@purdue.edu, 765/494-3201

**2010-2011 Record** - 26-8

**2010-2011 Big 10 Record** 0 14-4, 2nd



### 2011-2012 Boilermaker Roster

No.	Player	Pos.	Ht.	Wt.	Class	Hometown/School
14	Dru Anthrop	G	6-0	181	JR	Lafayette, Ind. (Central Catholic)
12	Kelsey Barlow	G	6-5	200	JR	Indianapolis, Ind. (Cathedral)
30	Neal Beshears	F	6-6	187	FR	Winchester, Ind. (Winchester/Maine Central Institute)
21	D. J. Byrd	G/F	6-5	234	JR	Crawfordsville, Ind. (North Montgomery)
50	Travis Carroll	F	6-9	231	SO	Danville, Ind. (Danville)
15	Donnie Hale	F	6-8	212	FR	New Albany, Ind. - New Albany/Bridgton Prep
32	John Hart	G	6-2	205	JR	Beech Grove, Ind. (Beech Grove)
4	Robbie Hummel	F	6-8	215	SR	Valparaiso, Ind. (Valparaiso)
23	Lewis Jackson	G	5-9	165	SR	Decatur, Ill. (Eisenhower)
1	Anthony Johnson	G	6-3	179	FR	Chicago, Ill. (Whitney Young)
10	Terone Johnson	G	6-2	207	SO	Indianapolis, Ind. (North Central)
34	Jacob Lawson	F	6-8	218	FR	Reidsville, N.C. (Oak Ridge Military Academy)
55	Sandi Marcus	F	6-9	257	SO	Nedelisce, Croatia (La Lumiere School)
24	Ryne Smith	G	6-3	189	SR	Toledo, Ohio (Whitmer)

### 2011-2012 Purdue Schedule (all times Eastern)

N1	Northern State (EXH) .....	W 78-46	D17	Butler at Indianapolis, 2 p.m.	F12	Northwestern, 6 p.m.
N6	Southern Indiana (EXH) ..	W 65-49	D20	IPFW, 6:30 p.m.	F15	at Illinois, 8:30 p.m.
N11	Northern Illinois, 7 p.m.		D28	at Iowa, 9:30 p.m.	F19	Michigan State, TBA
N14	High Point, 7:30 p.m.		D31	Illinois, 4 p.m.	F22	Nebraska, 6:30 p.m.
N17	Iona*, 1 p.m.		J5	at Penn State, 8 p.m.	F25-26	at Michigan, TBA
N18	Temple/W. Mich.*, 1 or 3:30 p.m.		J8	at Minnesota, 6 p.m.	F29	Penn State, 6:30 p.m.
N20	TBD*, TBA,		J12	Wisconsin, 7 p.m.	M4	at Indiana, 6 p.m.
N23	Western Michigan, 7 p.m.,		J17	Iowa, 8 p.m.	M8-11	Big Ten at Indianapolis
N26	Coppin State, 2 p.m.		J21	at Michigan State, 12 p.m.		*5-hour ENERGY® Puerto Rico Tip-Off at San Juan
N29	Miami, 9 p.m.		J24	Michigan, 7 p.m.		
D3	at Xavier, 3 p.m.		J28	at Northwestern, 4 p.m.		
D7	Western Carolina, 7:30 p.m.		F4	Indiana, 7 p.m.		
D10	Eastern Michigan, 4 p.m.		F7	at Ohio State, 9 p.m.		

2010-2011 Statistics	YEAR	GP	MIN	PPG	RPG	APG	SPG	BPG	TPG	FG%	FT%	3P%
JaJuan Johnson	SR	34	35.4	20.5	8.6	1.0	0.9	2.3	1.6	49.4%	80.9%	29.4%
E'Twaun Moore	SR	34	33.9	18.0	5.1	3.2	1.2	0.5	1.8	44.7%	70.9%	40.0%
Lewis Jackson	JR	34	26.2	8.0	3.2	4.0	0.8	0.1	1.9	50.3%	71.6%	30.0%
Ryne Smith	JR	34	23.9	6.2	2.5	1.7	0.7	0.2	0.5	46.2%	88.5%	44.1%
D.J. Byrd	SO	34	20.6	5.2	3.0	2.0	0.6	0.2	0.9	35.9%	63.0%	33.9%
Kelsey Barlow	SO	32	19.5	5.1	2.9	1.6	0.8	0.3	1.6	47.1%	64.0%	15.4%
Terone Johnson	FR	34	19.3	4.9	2.5	1.7	0.5	0.2	1.0	34.9%	55.6%	29.3%

**PURDUE'S IN-SEASON TOURNAMENT NOTES** - Purdue has competed in a total of 67 regular-season tournaments, capturing 19 titles while compiling an overall record of 88-43 (.672). The Boilermakers will be competing in their first Puerto Rico Tip-Off. Purdue last captured a regular-season tournament title in 2009, which it defeated South Dakota State (74-63), Saint Joseph's (80-65) and No. 9 Tennessee (73-72) at the Paradise Jam in St. Thomas, U.S.V.I. The Boilers finished second at the NIT Season Tip-Off and the Chicago Invitational Challenge in 2008 and 2010, respectively.

**Location** - Philadelphia, Pa.  
**Founded** - 1884  
**Enrollment** - 37,000  
**Nickname** - Owls  
**Colors** - Cherry & White  
**Conference** - Atlantic 10  
**President** – Dr. Ann Weaver Hart  
**Athletic Director** - Bill Bradshaw  
**Head Coach** - Fran Dunphy  
**Telephone** - 215/204-7443  
**Years at School, Record** - five seasons, 110-57  
**Overall Years, Record** - 22 seasons, 420-220  
**Assistant Coaches** - Dave Duke, Matt Langel, Shawn Trice  
**Operations Director** - Jeff Wilson  
**Basketball SID** - Larry Dougherty, larrydoc@temple.edu, 215/204-2588  
**2010-2011 Record** - 26-8  
**2010-2011 A10 Record** - 14-2, 2nd



### 2011-2012 Owl Roster

No.	Player	Pos.	Ht.	Wt.	Class	Hometown/School
22	Aaron Brown	G	6-5	180	SO	Hackensack, N. J. (St. Benedict's Prep)
	Will Cummings	G	6-1	175	FR	Jacksonville, Fla. (Providence School)
11	T.J. DiLeo	G	6-3	195	JR	Cinnaminson, N.J. (Cinnaminson)
50	Micheal Eric	F/C	6-11	240	SR	Lagos, Nigeria (Church Farm (PA) School)
4	Juan Fernandez	G	6-4	180	SR	Rio Tercero, Argentina (Dr. Alexis Carrel)
31	Jake Godino	G	6-0	170	SR	Chester, Pa. (Delaware County Christian)
32	Rahlir Hollis-Jefferson	F	6-6	210	JR	Chester, Pa. (Chester)
3	Anthony Lee	F/C	6-9	205	FR	Columbia, Md. (West Oak Academy, Fla.)
15	Jimmy McDonnell	F	6-10	190	FR	Jackson, N. J. (Jackson Memorial)
23	Ramone Moore	G	6-4	180	SR	Philadelphia, Pa. (Southern)
13	Scottie Randall	F	6-6	205	SR	Philadelphia, Pa. (Communications Tech)
1	Khalif Wyatt	G	6-4	205	SO	Norristown, Pa. (Norristown)

### 2011-2012 Temple Schedule (all times Eastern)

N14	Penn at The Palestra, 7 p.m.	D30	at Delaware, 7 p.m.	F8	George Washington, TBA
N17	Western Michigan*, 10:30 a.m.	J4	Duke at WF Center, 7 p.m.	F11	Xavier, 9 p.m.
N18	Purdue/Iona*, 1/3:30 p.m.	J7	Dayton, TBA	F15	at St. Bonaventure, 8 p.m.
N20	TBD*, TBA	J11	at Saint Louis, 9 p.m.	F18	Duquesne, TBA
N27	at Bowling Green, 2 p.m.	J14	at Richmond, 7 p.m.	2/22	La Salle, 7 p.m.
D3	Central Michigan, 4 p.m.	J18	La Salle, 7 p.m.	2/25	at Saint Joseph's, 7 p.m.
D7	at Toledo, 7 p.m.	J21	Maryland at <i>The Palestra</i> , 11 a.m.	2/29	Massachusetts, 7 p.m.
D10	Villanova, 5 p.m.	J25	at Charlotte, 7 p.m.	M3	at Fordham, 4 p.m.
D17	at Texas, 2:30 p.m.	J28	Saint Joseph's, 4 p.m.	M6-9	Atlantic 10 at Atlantic City
D19	at Rice, 9 p.m.	F1	Fordham, 7 p.m.		*5-hour ENERGY® Puerto Rico Tip-Off at San Juan
D28	Buffalo, 7 p.m.	F4	at Rhode Island, 2 p.m.		

2010-2011 Statistics	YEAR	GP	MIN	PPG	RPG	APG	SPG	BPG	TPG	FG%	FT%	3P%
Ramone Moore	JR	34	33.9	15.2	4.2	3.1	1.2	0.2	2.4	44.7%	79.5%	38.3%
Lavoy Allen	SR	33	33.9	11.6	8.6	2.3	0.7	1.8	1.6	48.0%	69.7%	29.4%
Juan Fernandez	JR	30	31.8	11.2	2.9	3.9	0.8	0.1	2.1	35.5%	80.6%	33.3%
Scottie Randall	JR	27	30.3	10.7	4.7	1.4	1.0	0.2	0.8	49.5%	66.7%	36.9%
Khalif Wyatt	SO	34	20.7	10.1	2.2	1.7	1.3	0.2	1.3	46.8%	76.2%	42.1%
Micheal Eric	JR	24	20.0	7.1	5.9	1.0	0.4	1.6	1.0	49.0%	48.9%	0.0%
Rahlir Jefferson	SO	34	26.4	5.6	5.3	1.6	1.0	0.9	1.3	52.2%	55.7%	0.0%

**TEMPLE'S IN-SEASON TOURNAMENT NOTES** - Temple has competed in a total of 55 regular-season tournaments, capturing 14 titles while compiling an overall record of 79-64 (.552). The Owls will be competing in their second 5-hour ENERGY® Puerto Rico Tip-Off after winning one of three games in the inaugural event in 2007. Since 2007, Temple has placed second in both the 2008 Charleston (S.C.) Classic and 2009 Philly Hoop Group Classic before winning one of three games at the 2010 Old Spice Classic at Disney's Wide World of Sports® Complex near Orlando, Fla. The last time Temple won a regular-season tournament title was the 1988 Sugar Bowl Classic when the Owls defeated Southern (87-47) and Mississippi (70-61).

# Western Michigan University

www.wmubroncos.com

**Location** - Kalamazoo, Mich.  
**Founded** - 1903  
**Enrollment** - 25,045  
**Nickname** - Broncos  
**Colors** - Brown & Gold  
**Conference** - Mid-American  
**President** - Dr. John M. Dunn  
**Athletics Director** - Kathy Beauregard  
**Head Coach** - Steve Hawkins  
**Telephone** - 269/387-3608  
**Years at School, Record** - eight seasons, 145-112  
**Overall Years, Record** - 17 seasons, 282-223  
**Assistant Coaches** - Rick Carter, Larry Farmer, David Kool  
**Operations Director** - Luke Hendrick  
**Basketball SID** - Sean Fagan, sean.fagan@wmich.edu, 269/387-3168  
**2010-2011 Record** - 21-13  
**2010-2011 MAC Record** - 11-5, 1st, West



## 2011-2012 Bronco Roster

No.	Player	Pos.	Ht.	Wt.	Class	Hometown
20	Tim Brennan	G/F	6-5	186	FR	Chicago, Ill. (Lincoln Park)
25	David Brown	G	6-3	208	SO	Roscoe, Ill. (Hononegah)
32	Muhammed Conteh	F/C	6-7	238	SR	Bloomington, Ind. (Providence School [Fla.])
30	Caleb Dean	C	6-9	230	SR	Novi, Mich. (Midland College/Paris JC) (Novi)
5	Mike Douglas	G	6-0	175	SR	Detroit, Mich. (Finney)
3	Hayden Hoerdemann	G	6-3	185	FR	Bloomington, Ill. (Central Catholic)
11	Nate Hutcheson	F	6-7	210	JR	Marion, Iowa (Linn-Mar)
42	Dan Loney	F	6-4	208	JR	Benzon, Mich. (Benzie Central)
10	Brandon Pokley	G	6-4	182	JR	Clarkston, Mich. (Clarkston)
22	Austin Richie	G	6-2	160	FR	Lowell, Ind. (Lowell)
40	Matt Stainbrook	C	6-9	290	SO	Bay Village, Ohio (Lakewood St. Edward)
52	Nick Stapert	C	6-8	237	SO	Gobles, Mich. (Gobles)
1	Demetrius Ward	G	6-3	212	SR	Detroit, Mich. (Pershing)
33	Flenard Whitfield	F	6-7	230	SR	Detroit, Mich. (Martin Luther King)
21	Shayne Whittington	C	6-10	220	SO	Paw Paw, Mich. (Lawrence)

## 2011-2012 Western Michigan Schedule (all times Eastern)

N2	Kalamazoo College (EXH) ....	W 92-57	D20	Winthrop, 7 p.m.	F4	at Kent State, TBA
N5	Northwood (EXH) .....	W 78-63	D23	at Oakland, 7 p.m.	F8	Akron, 7 p.m.
N12	at South Dakota State, 2 p.m.		D30	at Duke, 7 p.m.	F11	at Buffalo, 7 p.m.
N17	Temple*, 11:30 a.m.		J3	Milwaukee, 7 p.m.	F15	at Northern Illinois, TBA
N18	Iona/Purdue*, 1 or 3:30 p.m.		J7	at Ball State, 2 p.m.	F17	ESPN Bracketbuster, TBA
N20	TBD*, TBA		J11	Northern Illinois, 7 p.m.	F22	Ball State, 7 p.m.
N23	at Purdue, 7 p.m.		J14	Toledo, 2 p.m.	F25	at Toledo, 7 p.m.
N26	at Gonzaga, 4 p.m.		J18	at Eastern Michigan, 7 p.m.	F29	Eastern Michigan, 7 p.m.
N30	Hope College, 7 p.m.		J21	Central Michigan, 2 p.m.	M3	at Central Michigan, 7 p.m.
D8	at Detroit, 7 p.m.		J25	at Ohio, TBA	M7-10	MAC at Cleveland
D11	Southern Illinois, 2 p.m.		J28	Miami (OH), 4 p.m.		*5-hour ENERGY® Puerto Rico Tip-Off at San Juan
D17	Duquesne, 2 p.m.		F1	Bowling Green, 7 p.m.		

2010-2011 Statistics	YEAR	GP	MIN	PPG	RPG	APG	SPG	BPG	TPG	FG%	FT%	3P%
Demetrius Ward	JR	34	32.0	13.8	4.3	2.5	1.1	0.1	2.1	40.6%	77.1%	39.6%
Flenard Whitfield	JR	33	28.0	13.1	6.4	0.7	0.7	0.5	2.8	50.3%	58.5%	7.7%
Juwan Howard Jr.	FR	34	23.0	9.3	4.0	1.5	0.5	0.7	1.5	38.7%	78.8%	30.7%
Matt Stainbrook	FR	34	23.8	8.8	6.4	0.8	0.5	0.8	1.3	52.4%	53.5%	0.0%
Mike Douglas	JR	34	31.6	8.6	3.3	4.9	1.6	0.2	2.2	44.3%	81.1%	46.5%
Nate Hutcheson	SO	34	23.7	7.4	5.0	0.9	0.4	0.8	1.6	39.2%	67.1%	28.6%

**WESTERN MICHIGAN'S IN-SEASON TOURNAMENT NOTES** - Western Michigan has competed in 38 in-season tournaments since the beginning of the 1951-52 season, generating a 30-57 (.345) record in the process. The Broncos' first tournament victory came in 1959, when WMU defeated Valparaiso 76-64 at the Motor City Tournament. The Broncos have competed in an in-season tournament every year under head coach Steve Hawkins. The Broncos' most successful in-season tournament under Hawkins was the 2009 Diamond Head Classic, where they went 2-1, with just one loss to eventual champion USC. In 2010, the Broncos went 1-2 at the World Vision Invitational in Logan, Utah, beating Idaho State 63-60. WMU would go on to win five of its next seven games.

**Location** - Wichita, Kan.  
**Founded** - 1895  
**Enrollment** - 14,806  
**Nickname** - Shockers  
**Colors** - Yellow & Black  
**Conference** - Missouri Valley  
**President** - Dr. Donald Beggs  
**Athletic Director** - Dr. Eric Sexton  
**Head Coach** - Gregg Marshall  
**Telephone** - 316/978-3252  
**Years at School, Record** - four seasons, 80-55  
**Overall Years, Record** - 13 seasons, 277-138  
**Assistant Coaches** - Chris Jans, Dana Ford, Greg Heiar  
**Operations Director** - Dominic Okon  
**Basketball SID** - Larry Rankin, lrankin@goshockers.com, 316/978-3265  
**2009-2010 Record** - 29-8, NIT Champions  
**2009-2010 Missouri Valley Record** - 14-4, 2nd



### 2011-2012 Shocker Roster

No.	Player	Pos.	Ht.	Wt.	Class	Hometown/previous school
4	James Anacreon	F	6-7	194	JR	Queens, N.Y. (Lake Land [Ill.] CC) (Frances Lewis HS)
2	Malcolm Armstead	G	6-0	190	SR	Florence, Ala. (Chipola JC) (Central Park Christian HS)
31	Ron Baker	G	6-3	197	FR	Scott City, Kan. (Scott City HS)
32	Tekele Cotton	G	6-2	193	FR	Smyrna, Ga. (Whitefield Academy)
10	Osamuede (Ede) Egharevba	F	6-6	186	FR	Rosedale, N.Y. (Edison HS)
22	Carl Hall	F	6-8	228	JR	Cochran, Ga. (NW Florida St.)
33	Adam Hasty	G	5-9	174	FR	Ottawa, Kan. (Ottawa HS)
24	David Kyles	G	6-4	184	SR	Dallas, Texas (Kimball HS)
11	Joe Mitchell	G	6-1	200	JR	Wichita, Kan. (Hutchinson [Kan.] CC) (Southeast HS)
23	Toure' Murry	G	6-5	203	SR	Houston, Texas (Klein Forest HS)
21	Ehimen Orukpe	C	7-0	252	JR	Lagos, Nigeria, (Three Rivers [Mo.] W. Springfield, Mass. (North Platte [Neb.] CC)
1	Joe Ragland	G	6-0	193	SR	Oklahoma City, Okla. (Northern Oklahoma - Enid)
20	Ben Smith	F	6-5	215	SR	Kansas City, Mo. (North KC HS)
41	Garrett Stutz	C	7-0	256	SR	Andover, Kan. (Andover Central HS)
15	Randall Vautravrs	F	6-6	180	FR	Wichita, Kan. (Heights HS)
3	Evan Wessel	G	6-5	198	FR	Chaska, Minn. (Chaska HS)
50	Jake White	F	6-8	227	FR	Las Vegas, Nev. (Cheyenne HS)
5	Demetric Williams	G	6-2	174	JR	

### 2011-2012 Wichita State Schedule (all times Central)

N8	Emporia State (EXH), 7:05 p.m.	D19	Newman, 7:05 p.m.	J28	at Drake, 8 p.m.
N13	Charleston Southern, 3:05 p.m.	D28	at Bradley, 7 p.m.	F1	at Missouri State, 7:05 p.m.
N17	Colorado*, 6:30 p.m.	D31	Creighton, 5 p.m.	F4	Indiana State, 9 p.m.
N18	Maryland/Alabama*, 5:30, 8 p.m.	J4	at Evansville, TBD	F8	UNI, 7 p.m.
N20	TBD*, TBA	J7	at Southern Illinois, 2:05 p.m.	F11	at Creighton, 4 p.m.
N25	UAB, 7:05 p.m.	J10	Illinois State, 7:05 p.m.	F15	Missouri State, 7:05 p.m.
D1	Cal State Fullerton, 7:05 p.m.	J13	Bradley 7:05 p.m.	F17	ESPN Bracketbuster, TBA
D4	UNLV, 3:05 p.m.	J15	at Indiana State, 7 p.m.	F22	at Illinois State, 7:05 p.m.
D7	at Tulsa, 7 p.m.	J18	at UNI, 8 p.m.	F25	Drake, TBA
D10	Utah State, 7:05 p.m.	J21	SIU, 7:05 p.m.	M1-4	Missouri Valley at St. Louis, TBA
D14	Chicago State, 7:05 p.m.	J25	Evansville, 7 p.m.		*5-hour ENERGY® Puerto Rico Tip-Off at San Juan

2010-2011 Statistics	YEAR	GP	MIN	PPG	RPG	APG	SPG	BPG	TPG	FG%	FT%	3P%
J.T. Durlley	SR	37	25.1	11.2	4.9	1.4	0.5	0.5	1.3	48.0%	79.4%	29.5%
Toure' Murry	JR	37	26.1	9.4	4.5	3.4	1.2	0.3	2.7	40.7%	79.7%	28.3%
David Kyles	JR	37	22.1	9.3	2.8	1.4	0.8	0.3	0.9	42.2%	72.1%	39.5%
Garrett Stutz	JR	37	14.7	7.2	3.5	1.0	0.3	0.8	1.0	53.6%	70.7%	30.8%
Joe Ragland	JR	37	21.0	7.0	1.7	2.8	0.6	0.2	1.2	44.3%	87.7%	31.3%
Ben Smith	JR	37	16.5	6.7	2.2	1.2	0.4	0.1	0.7	50.3%	76.5%	38.6%
Gabe Blair	SR	36	20.1	6.6	6.4	1.2	0.8	1.0	0.8	54.2%	67.7%	0.0%
Graham Hatch	SR	36	21.9	6.1	2.6	1.4	0.6	0.1	1.3	47.7%	69.8%	44.7%

**WICHITA STATE'S IN-SEASON TOURNAMENT NOTES** - Wichita State has competed in 51 in-season tournaments dating to the 1946-47 season and carries a 72-56 record. That record includes 13 championships and eight runner-up finishes. The Shockers' last in-season tournament title was the championship of the Cessna Classic during the 1998-99 season in Wichita. WSU has competed in an in-season tournament in seven of the last eight years, and in six-straight, skipping the 2004-05 season. The Shockers' highest finish during that time frame is a runner-up finish in the 2003-04 Paradise Jam in St. Thomas, USVI. WSU went 2-1 a year ago in the ES Sports Maui Invitational with a loss to eventual National Champion Connecticut in the opening game.